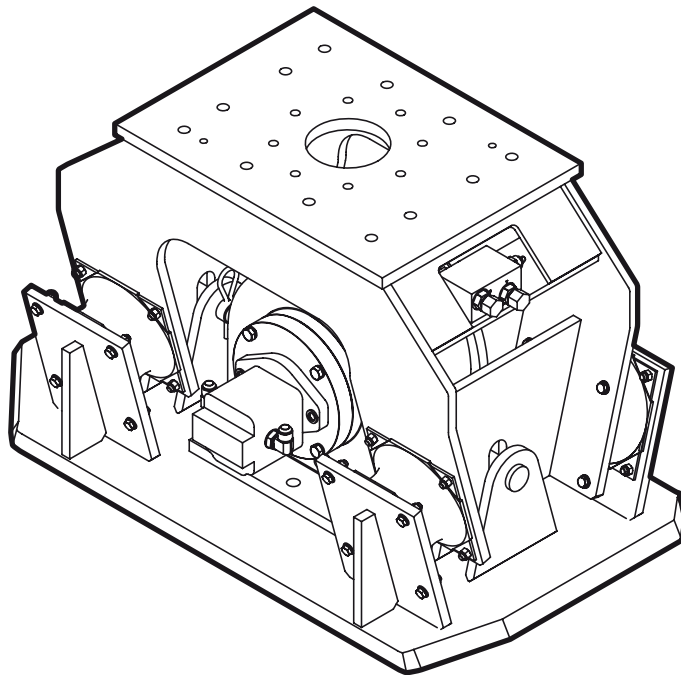


HC 350

Spare parts list Hydraulic compactor

HC 350 s/n BGF085449 -



General information

This spare parts list applies to the following:

Part number	Description
1826101747	Hydraulic compactor HC 350

Use only authorized parts. Any damage or malfunction caused by the use of unauthorized parts is not covered by Warranty or Product Liability. Any unauthorized use or copying of the contents or any part thereof is prohibited. This applies in particular to trademarks, model denominations, part numbers, and drawings.

Instructions for use

This spare parts list contains no safety regulations and is merely intended to assist in the ordering of spare parts.

For information about operating, servicing, or repairing, the relevant Safety and operating instructions must be consulted at all costs.

Please observe the safety instructions listed in the relevant Safety and operating instructions!

Instructions for ordering

It is essential to indicate the serial number of the hydraulic attachment when ordering spare parts!

Please note the full identification number of your hydraulic attachment.

Determine the quantity of individual parts which are required and need to be ordered. The order must indicate the following details:

- full identification code of the hydraulic attachment
- required quantity
- part number
- description

Contents

Service, repair and wear part kits

Kit list 1

Mechanical

Hydraulic compactor 3

Tightening torque 6

Dimensions 9

Options / accessories

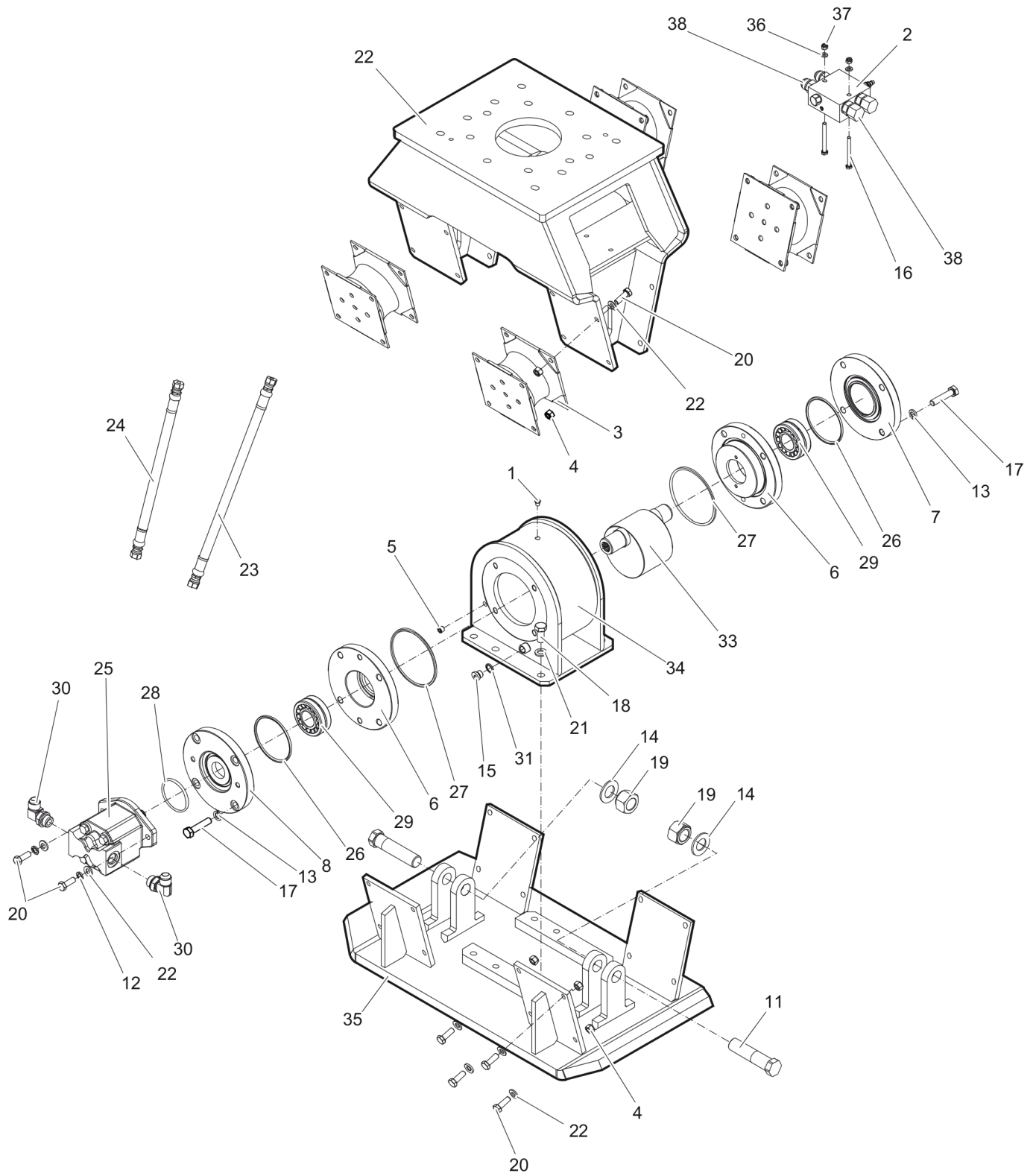
Hydraulic hoses 10

Optional equipment 13

Service, repair and wear part kits Kit list

NO EXPLODED VIEW
AVAILABLE
FOR THIS BOM

Item	Part No.	Name	Qty	L
KIT	3376696231	Label kit	1	
KIT	3376690036	Seal kit (Hydraulic motor)	1	
KIT	3376690032	Rubber isolator kit	1	
3	3376100755	Rubber isolator	4	
4	0291111200	Nut DIN985	32	
20	0147140203	Hex. head screw M12 x 35	32	
22	0301235800	Plain washer 13 x 24 x 2.5	32	

Mechanical Hydraulic compactor

Refer to Parts Online for the most up to date information. The printed information might be outdated.

Fri Dec 18 03:13:41 MST 2015

Item	Part No.	Name	Qty	L
1	3376100779	Vent valve	1	
2	3376690007	Valve block, female thread 3/4" - 16 UNF	1	
3	3376100755	Rubber isolator	4	
4	0291111200	Nut DIN985	32	
5	0686612800	Threaded plug	1	
6	3376696012	Bearing retainer	2	
7	3376696013	Bearing cover	1	
8	3376696011	Bearing cover	1	
11	3376696143	Axle	2	A
12	0333217421	Washer DIN127	2	
13	0333217422	Washer din127	8	
14	0300027486	Washer M30	2	
15	0686371626	Threaded plug 3/8 in.	1	
16	0147133603	Hex bolt M8x80	2	
17	0147144503	Hexagon head bolt M14 x 65 mm 8.8	8	
18	5530879900	Hexagon head bolt M16 x 40 mm 10.9	6	
19	0291112000	Nut M30	2	
20	0147140203	Hex. head screw M12 x 35	34	
21	3315019510	Lock washer	6	
22	0301235800	Plain washer 13 x 24 x 2.5	34	
23	3376101486	Hydraulic hose	1	
24	3376101519	Hydraulic hose	1	
25	3376100752	Hydraulic motor	1	
26	0663212018	O-ring 110 x 5 mm 70° IRH (NBR)	2	
27	0663211340	O-ring 140 x 5 mm 70° IRH (NBR)	2	
28	0663212016	O-ring 75 x 5 mm 70° IRH (NBR)	1	
29	0506010022	Bearing	2	
30	3176657100	Fitting 90°, 1 1/16" - 12 UN-2A	2	
31	0661100016	Washer	1	
32	3376696406	Outer housing	1	
33	3376690004	Rotor	1	
34	3376696409	Rotor housing	1	
35	3376696403	Tamper plate	1	
36	0301233500	Plain washer 8.4 x 16 x 1.6	2	
37	0291111000	Locknut	2	

Refer to Parts Online for the most up to date information. The printed information might be outdated.

Fri Dec 18 03:13:41 MST 2015

Item	Part No.	Name	Qty	L
38	0570501040	Fitting 1 1/16" - 12 / 3/4" - 16 UNF-2A	4	

Comments for Page: Hydraulic compactor

A | with items 14 and 19

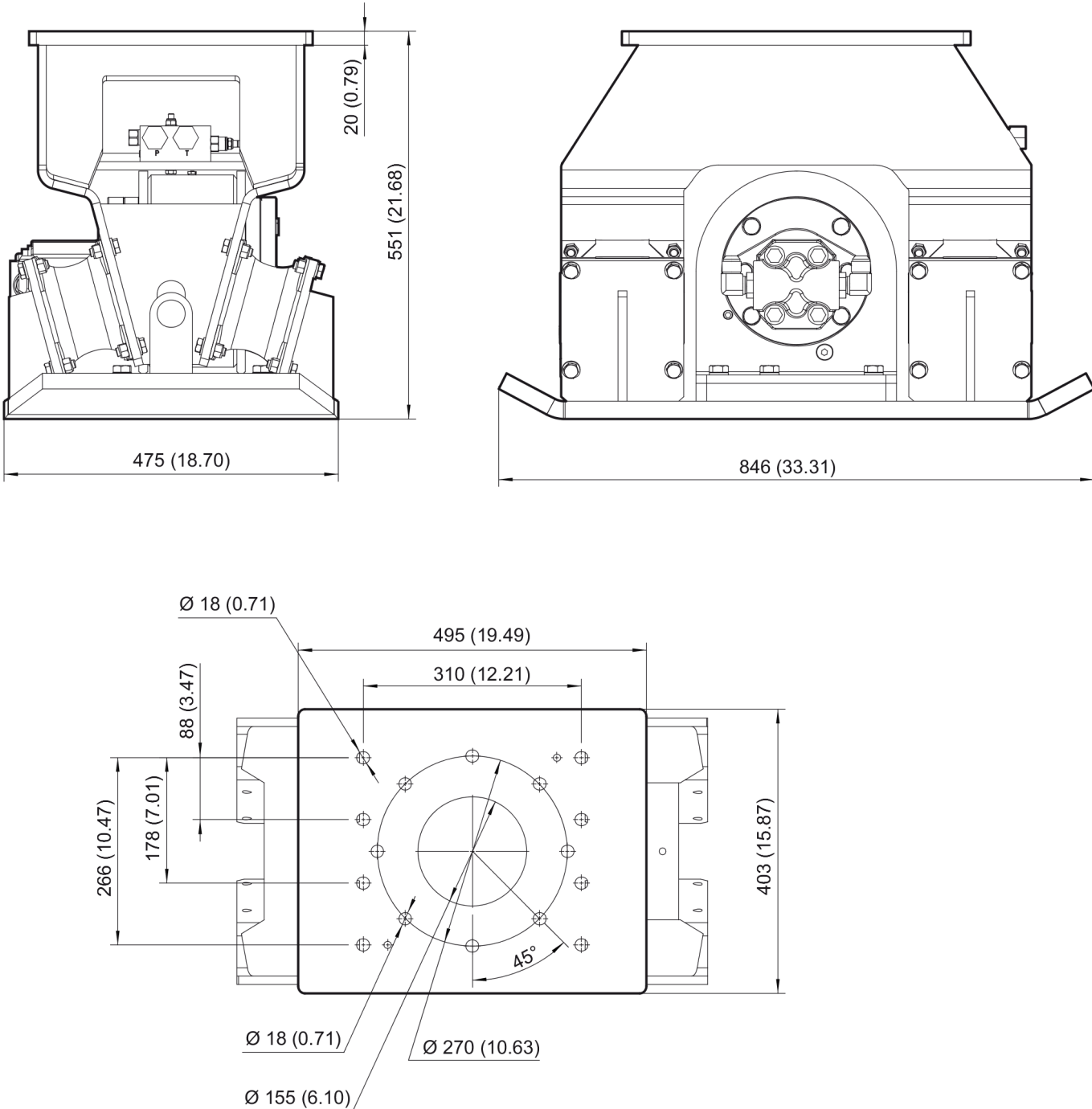
This page intentionally left blank

Mechanical Tightening torque

NO EXPLODED VIEW
AVAILABLE
FOR THIS BOM

Item	Part No.	Name	Qty	L
1	-	Open-ended wrench - pretighten finger tight, then 1 - 2 turns tighten with the open-ended wrench	-	
4	-	Open-ended wrench - 93 Nm	-	
5	-	Allen key - pretighten finger tight, then 1 - 2 turns tighten with the Allen key	-	
15	-	Allen key - 30.5 Nm	-	
16	-	Open-ended wrench - 20 Nm	-	
17	-	Open-ended wrench - 148 Nm	-	
18	-	Open-ended wrench - 230 Nm	-	
20	-	Open-ended wrench - 93 Nm	-	

Mechanical Dimensions



Refer to Parts Online for the most up to date information. The printed information might be outdated.

Fri Dec 18 03:13:43 MST 2015

This page intentionally left blank

Options / accessories Hydraulic hoses

NO EXPLODED VIEW
AVAILABLE
FOR THIS BOM

Item	Part No.	Name	Qty	L
Not Shown	-	Hydraulic hoses	1	
-	3361353551	Hydraulic hose, I.D. 12 (0.47"), both ends M22 x 1.5, conical seal 24°, length 1750 mm (69 in.)	2	
-	3363085946	Hydraulic hose, I.D. 12 (0.47"), both ends M22 x 1.5, conical seal 24°, length 2100 mm (83 in.)	2	
Not Shown	-	Accessories to the hydraulic hoses	1	
-	3363098286	Fitting set	1	

Comments for Page: Hydraulic hoses

Note

Remove the genuine fittings carrier side from the valve block before mounting the fitting set.

Options / accessories Optional equipment

NO EXPLODED VIEW
AVAILABLE
FOR THIS BOM

Item	Part No.	Name	Qty	L
-	9234001203	Cobra Compactor Impact-Oil, 1x1 l (0.22 gal) (0.26 US gal)	1	
-	9234001405	Cobra Compactor Impact-Oil, 20x1 l (0.22 gal) (0.26 US gal)	1	
Not Shown	-	Adapter plate matching the carrier. Consult the Atlas Copco Customer Center/Dealer in your area.	1	
-	3315295100	Base plate	1	
-	3315296490	Bolt kit	1	
-	3360430655	Open end spanner (24/27 mm)	1	
-	3376696108	Backfill blade kit	1	
-	1826101644	Rotation device	1	
-		Allen screw	8	
-		Pair of locking rings	16	
-		Rotor	1	
-		Hexagonal nut	8	
-	3376696037	Connection kit for rotation device	1	
-		Hydraulic hose	2	
-		Fitting	6	
-		Fitting	4	
-		Fitting	2	

Refer to Parts Online for the most up to date information. The printed information might be outdated.

Fri Dec 18 03:13:45 MST 2015

Any unauthorized use or copying of the contents or any part thereof is prohibited.
This applies in particular to trademarks, model denominations, part numbers, and
drawings.

