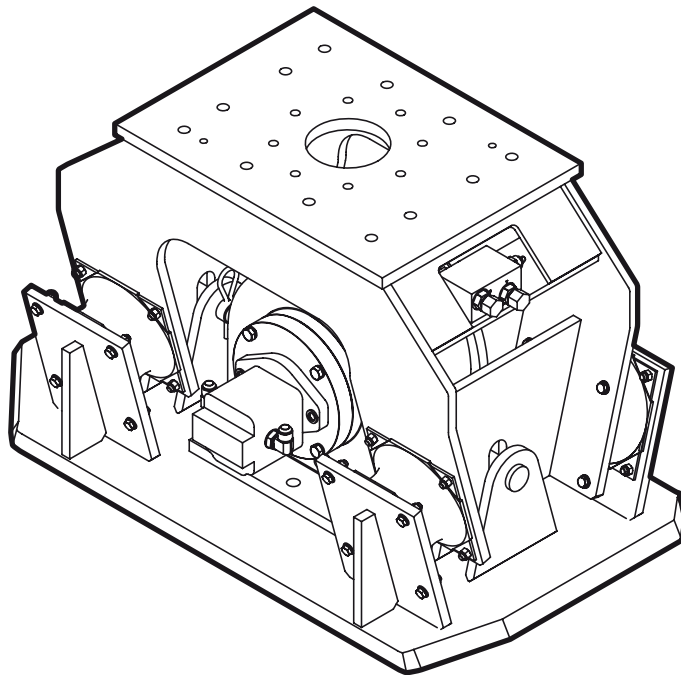


HC 350

Spare parts list Hydraulic compactor

HC 350 s/n BGF064213 -



General information

This spare parts list applies to the following:

Part number	Description
1826101747	Hydraulic compactor HC 350

Use only authorized parts. Any damage or malfunction caused by the use of unauthorized parts is not covered by Warranty or Product Liability. Any unauthorized use or copying of the contents or any part thereof is prohibited. This applies in particular to trademarks, model denominations, part numbers, and drawings.

Instructions for use

This spare parts list contains no safety regulations and is merely intended to assist in the ordering of spare parts.

For information about operating, servicing, or repairing, the relevant Safety and operating instructions must be consulted at all costs.

Please observe the safety instructions listed in the relevant Safety and operating instructions!

Instructions for ordering

It is essential to indicate the serial number of the hydraulic attachment when ordering spare parts!

Please note the full identification number of your hydraulic attachment.

Determine the quantity of individual parts which are required and need to be ordered. The order must indicate the following details:

- full identification code of the hydraulic attachment
- required quantity
- part number
- description

Service, repair and wear part kits

Kit list 4

Mechanical

Hydraulic compactor 6

Tightening torque 9

Dimensions HC 350 12

Options / accessories

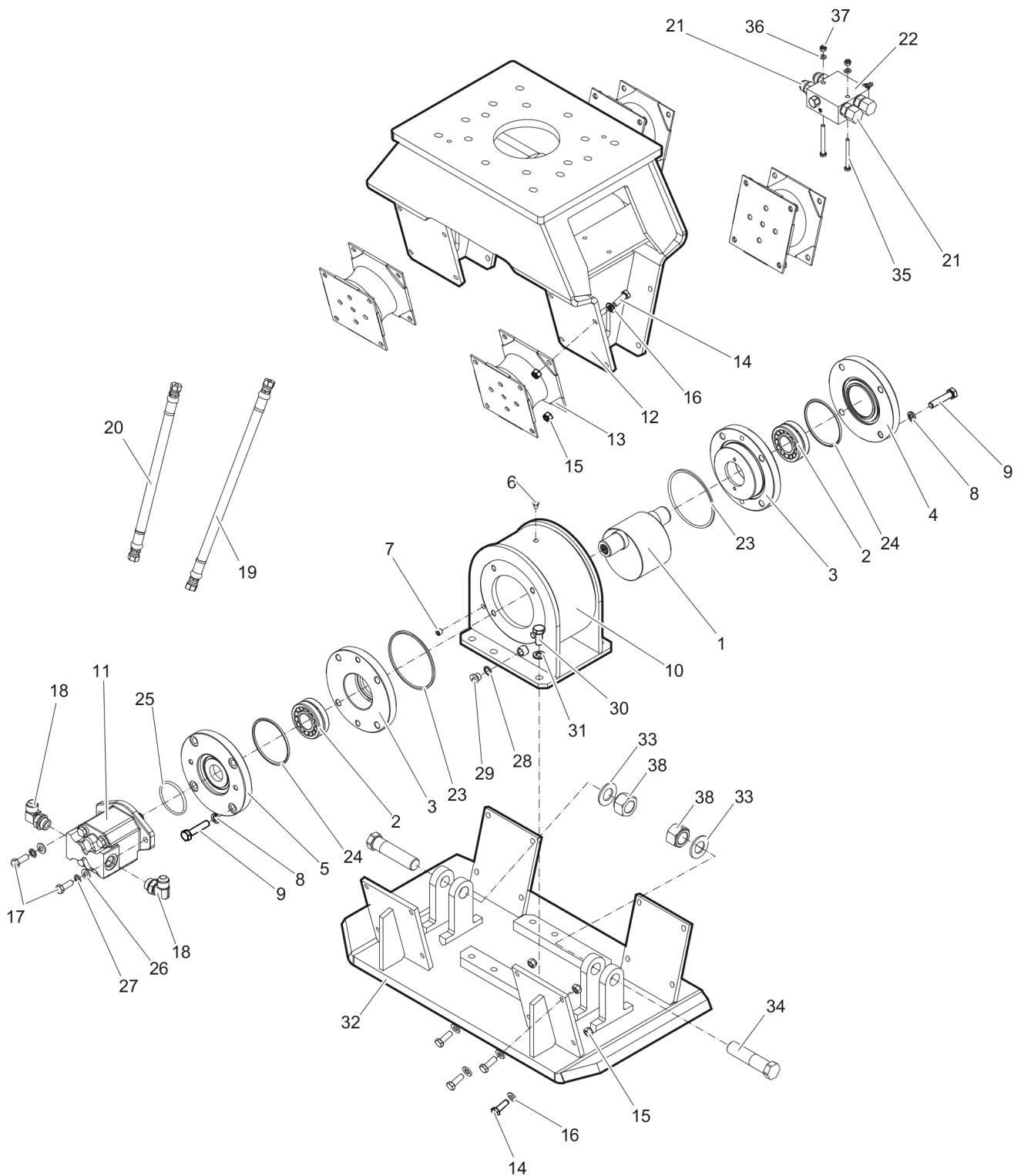
Hydraulic hoses 13

Optional equipment 16

Service, repair and wear part kits Kit list

NO EXPLODED VIEW
AVAILABLE
FOR THIS BOM

Item	Part No.	Name	Qty	L
KIT	3376696031	Label kit	1	
KIT	3376690036	Seal kit (Hydraulic motor)	1	
KIT	3376690032	Rubber isolator kit	1	
.13	3376100755	Rubber isolator	4	
.14	3371816700	Hexagon head bolt	32	
.15	3371816702	Nut	32	
.16	3371816705	Washer	32	

Mechanical Hydraulic compactor

Refer to Parts Online for the most up to date information. The printed information might be outdated.

Wed Jan 14 05:19:37 MST 2015

Item	Part No.	Name	Qty	L
1	3376690004	Rotor	1	
2	3376100756	Bearing	2	
3	3376696012	Bearing retainer	2	
4	3376696013	Bearing cover	1	
5	3376696011	Bearing cover	1	
6	3376100779	Vent valve	1	
7	3371813141	Threaded plug	1	
8	3376100771	Washer	8	
9	3376100757	Hexagon head bolt	8	
10	3376696109	Rotor housing	1	
11	3376100752	Hydraulic motor	1	
12	3376696106	Outer housing	1	
13	3376100755	Rubber isolator	4	
14	3371816700	Hexagon head bolt	32	
15	3371816702	Nut	32	
16	3371806705	Washer	32	
17	3371816700	Hexagon head bolt	2	
18	3376100735	Elbow joint 90°	2	
19	3376101486	Hydraulic hose	1	
20	3376101519	Hydraulic hose	1	
21	3376100754	Fitting, male thread 1 1/16" - 16" UNF 37° JIC	4	
22	3376690007	Valve block, female thread 3/4" - 16 UNF	1	
23	3376100074	O-ring	2	
24	3376100060	O-ring	2	
25	3371806710	O-ring	1	
26	3371806705	Washer	2	
27	3376100624	Washer	2	
28	3377016375	Seal	1	
29	3371803707	Threaded plug 3/8 in.	1	
30	5530879900	Hexagon head bolt	6	
31	3361333703	Lock washer	6	
32	3376696103	Tamper plate	1	
33	3376110003	Washer	2	
34	3376696143	Axle	2	A
35	3376100568	Hexagon head bolt	2	
36	3377000469	Washer, Ø8 mm, Ø0.31 in.	2	
37	3377111008	Nut, M8	2	

Refer to Parts Online for the most up to date information. The printed information might be outdated.

Wed Jan 14 05:19:37 MST 2015

Item	Part No.	Name	Qty	L
38	3376100146	Nut	2	

Comments for Page: Hydraulic compactor

(L)OCAL REMARKS

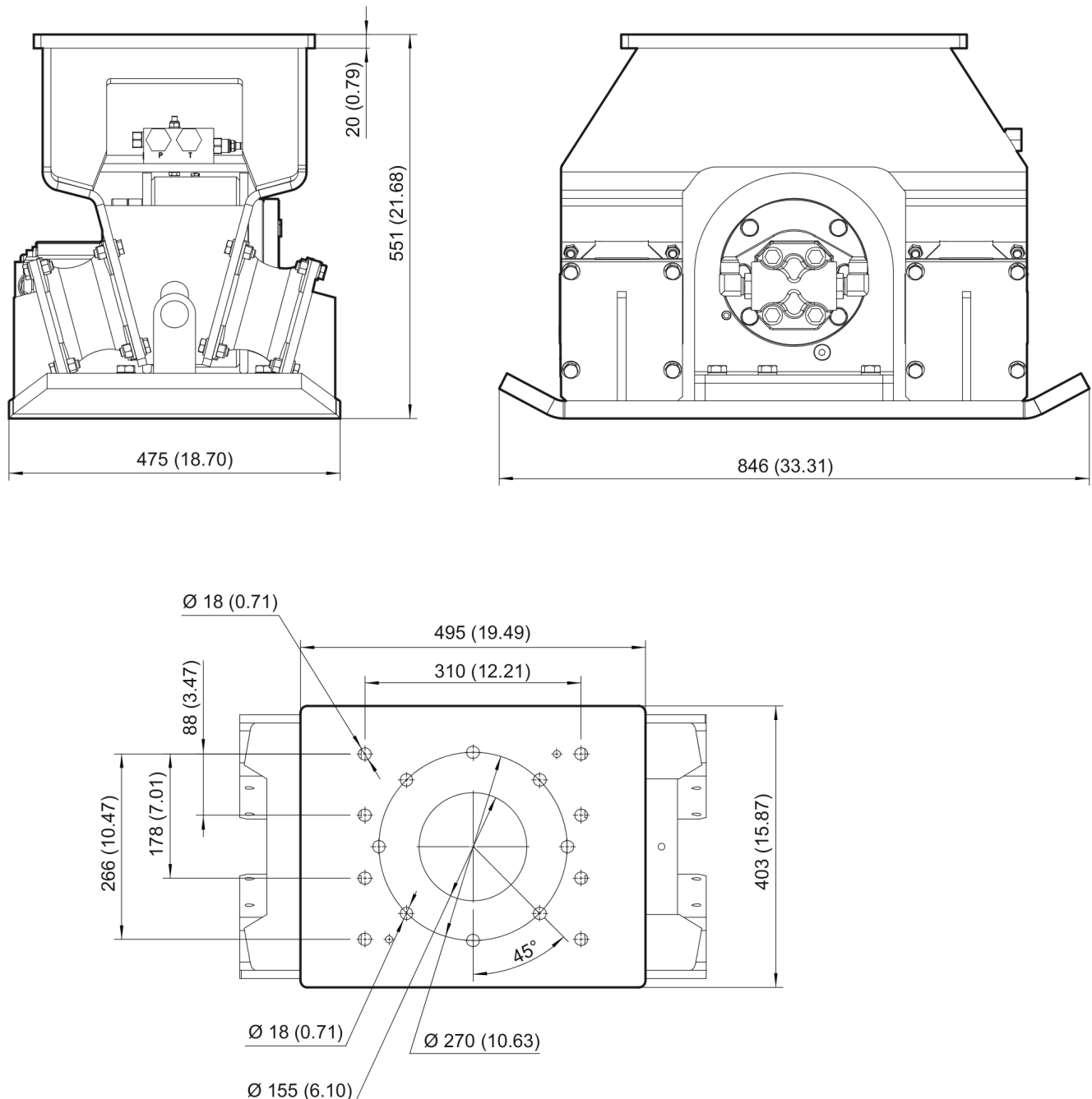
A | with items 33 and 38

This page intentionally left blank

Mechanical Tightening torque

NO EXPLODED VIEW
AVAILABLE
FOR THIS BOM

Item	Part No.	Name	Qty	L
6	-	Open-ended wrench - pretighten finger tight, then 1 - 2 turns tighten with the open-ended wrench	-	
7	-	Allen key - pretighten finger tight, then 1 - 2 turns tighten with the Allen key	-	
9	-	Open-ended wrench - 148 Nm	-	
14	-	Open-ended wrench - 93 Nm	-	
15	-	Open-ended wrench - 93 Nm	-	
17	-	Open-ended wrench - 93 Nm	-	
29	-	Allen key - 30.5 Nm	-	
30	-	Open-ended wrench - 230 Nm	-	
35	-	Open-ended wrench - 20 Nm	-	

Mechanical Dimensions HC 350

Refer to Parts Online for the most up to date information. The printed information might be outdated.

Wed Jan 14 05:19:38 MST 2015

This page intentionally left blank

Options / accessories Hydraulic hoses

NO EXPLODED VIEW
AVAILABLE
FOR THIS BOM

Item	Part No.	Name	Qty	L
Not Shown	-	Hydraulic hoses	1	
-	3361353551	Hydraulic hose, I.D. 12 (0.47"), both ends M 22 x 1.5, conical seal 24°, length 1750 mm (69 in.)	2	
-	3363085946	Hose	2	
Not Shown	-	Accessories to the hydraulic hoses	1	
-	3363098286	Fitting set	1	

Comments for Page: Hydraulic hoses

Note Remove the genuine fittings carrier side from the valve block before mounting the fitting set.

Options / accessories Optional equipment

NO EXPLODED VIEW
AVAILABLE
FOR THIS BOM

Item	Part No.	Name	Qty	L
-	9234001203	Cobra Compactor Impact-Oil, 1x1 l (0.22 gal) (0.26 US gal)	1	
-	9234001405	Cobra Compactor Impact-Oil, 20x1 l (0.22 gal) (0.26 US gal)	1	
Not Shown	-	Adapter plate matching the carrier. Consult the Atlas Copco Customer Center/Dealer in your area.	1	
-	3315295100	Base plate	1	
-	3315296490	Bolt kit	1	
-	3360430655	Open end spanner (24/27 mm)	1	
-	3376696108	Backfill blade kit	1	
-	1826101644	Rotation device	1	
Not Shown	-	Allen screw	8	
Not Shown	-	Pair of locking rings	16	
Not Shown	-	Rotor	1	
Not Shown	-	Hexagonal nut	8	
-	3376696037	Connection kit for rotation device	1	
Not Shown	-	Hydraulic hose	2	
Not Shown	-	Fitting	6	

Any unauthorized use or copying of the contents or any part thereof is prohibited.
This applies in particular to trademarks, model denominations, part numbers, and
drawings.

