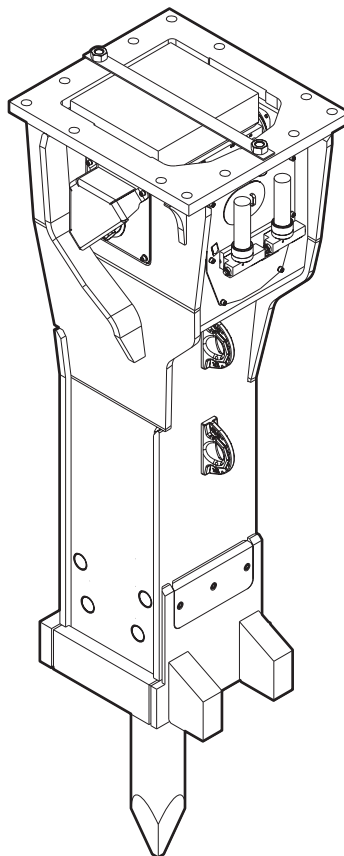


HB 5800

Spare parts list Hydraulic breakers

HB 5800 s/n DEQ170334 - DEQ181482



General information

This spare parts list applies to the following:

Part number	Description
3363090473	Hydraulic breaker HB 5800 with lower wear bush (steel)
3363116869	Hydraulic breaker HB 5800 with lower wear bush (bronze)

Use only authorized parts. Any damage or malfunction caused by the use of unauthorized parts is not covered by Warranty or Product Liability. Any unauthorized use or copying of the contents or any part thereof is prohibited. This applies in particular to trademarks, model denominations, part numbers, and drawings.

Instructions for use

This spare parts list contains no safety regulations and is merely intended to assist in the ordering of spare parts.

For information about operating, servicing, or repairing, the relevant Safety and operating instructions must be consulted at all costs.

Please observe the safety instructions listed in the relevant Safety and operating instructions!

Instructions for ordering

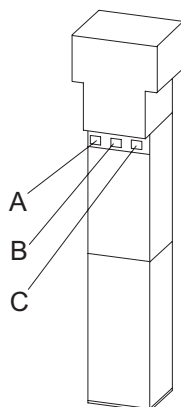
It is essential to indicate the serial number of the hydraulic attachment when ordering spare parts!

Please note the full identification number of your hydraulic attachment.

The code can be found on the cylinder.

Determine the quantity of individual parts which are required and need to be ordered. The order must indicate the following details:

- full identification code of the hydraulic attachment
- required quantity
- part number
- description



A. Cylinder number

B. Type

C. Serial number

Service, repair and wear part kits

Label kit 1

Kit list 3

Mechanical

Hydraulic breaker HB 5800 7

Percussion unit part 1: cylinder cover9

Percussion unit part 2: cylinder 12

Percussion unit part 3: lower breaker part (steel) 15

Percussion unit part 3: lower breaker part (bronze) 17

Connecting kit for automatic lubrication system 19

StartSelect - AutoStart or AutoStop 21

Optional parts23

Tightening torques 25

Dimensions HB 580028

Options / accessories

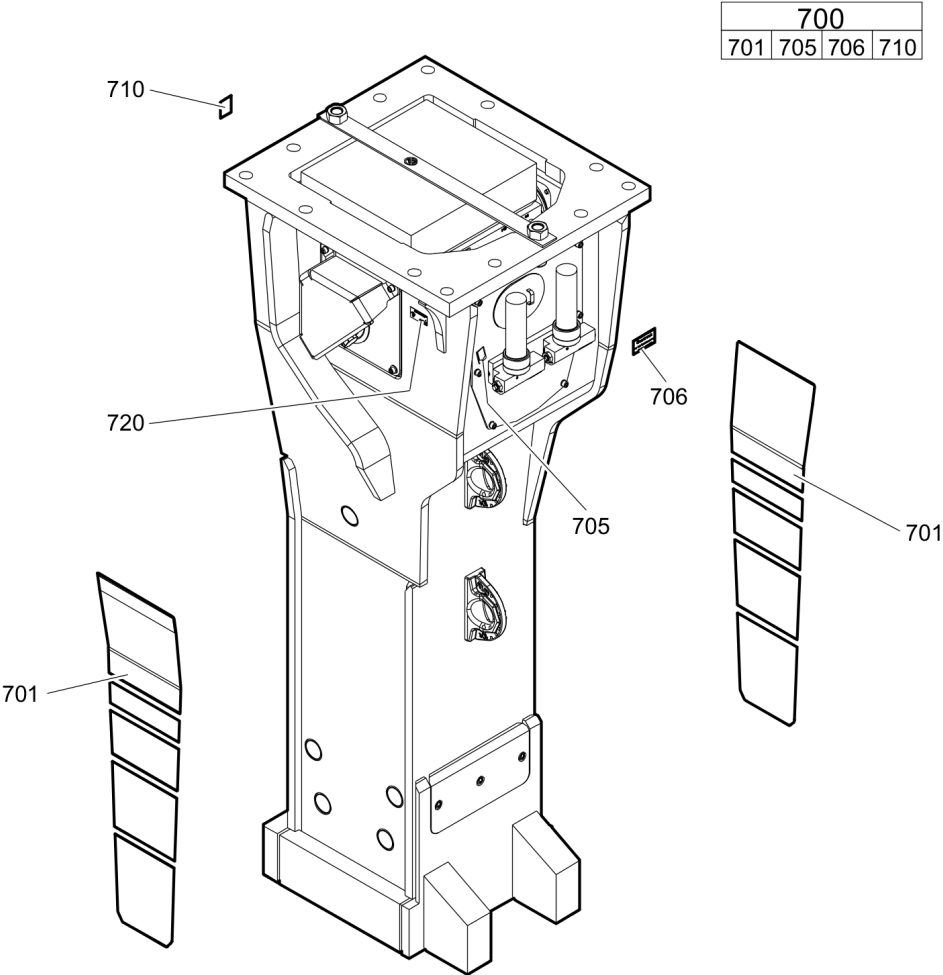
Hydraulic hoses 30

Optional equipment 33

Working tools ClassicLine HB 5800 35

Working tools ProLine HB 580037

Service, repair and wear part kits Label kit



Item	Part No.	Name	Qty	L
700(701-710)	3363121379	Label kit	1	
701		Label "HB 5800 Epiroc"	2	
705		Label - Lubricating symbol	1	
706		Label - Gas pressure	2	
710		Sound power label	1	
720		Name plate - Consult the authorized Customer Center/Dealer in your area.	1	

Service, repair and wear part kits Kit list

NO EXPLODED VIEW
AVAILABLE
FOR THIS BOM

Item	Part No.	Name	Qty	L
KIT	3363087591	Seal kit	1	
103	3360314376	O-ring	1	
108	3360314370	O-ring	1	
112	3363087085	Back-up ring	1	
113	3363110401	O-ring	1	
115	3360478171	O-ring	1	
138	3360314494	O-ring	2	
145(146-147)	3361850422	Seal kit	1	
146		O-ring	2	
147		Back-up ring	2	
155(156-157)	3361850422	Seal kit	1	
156		O-ring	2	
157		Back-up ring	2	
164	3360314364	O-ring	2	
165	3360328046	Back-up ring	2	
182	3360478426	Threaded plug	1	
183	3360175125	O-ring	1	
204	3363103418	Seal	1	
205	3363098137	Seal	1	
290(291-292)	3363087592	Seal kit	2	
291		Back-up ring	1	
292		Seal	1	
305	3363087711	Wiper	1	
306	3361031988	O-ring	1	
307	3362267583	Stirromatic	5	
308	3362267590	Seal	8	
309	3360314453	O-ring	4	
390(391-392)	3363087593	Seal kit	2	
391		Seal	1	
392		Back-up ring	1	
602	3363083245	O-ring	1	
KIT	3363091732	Seal kit for swivel joint for automatic lubrication system	1	
KIT	3363087807	Plastic parts kit	1	
2	3363086037	Elastic pad	1	
3	3363086039	Shock absorber	2	
4	3363086041	Guide plate	2	
5	3362265215	Guide plate	2	

Refer to the DocMine web page for most up-to-date information. The printed information might be outdated.

Tue Jul 24 07:03:24 UTC 2018

Item	Part No.	Name	Qty	L
6	3362262667	Guide plate	2	
7	3363093385	Plate	1	
KIT	3363094354	Tensioning bolt kit	1	A
191		Tensioning bolt	4	
192	3363093649	Washer	4	
487	3363085379	Threaded insert	4	
KIT	3363119843	Noise protection kit	1	
31	3363031181	Cover	2	
32	3363086017	Plug	13	
40	3363092697	Cover	1	
KIT	3363103410	Lower breaker part kit (steel)	1	
401	3363088623	Retainer bar	2	
402	3363088621	Bolt	2	
403	3362260435	Plug	4	
482	3363088615	Impact ring	1	
483	3363088617	Wear bush	1	
484	3363088647	Wear bush (steel)	1	
485	3363088621	Bolt	4	
486	3362260433	Locking bush	6	
489	3363087959	O-ring	1	
-	3315038100	Chisel paste cartridge, 400 g 0.88 lb	1	
-	3363088997	Test gauge	1	
KIT	3363094379	Lower breaker part kit (bronze)	1	
401	3363088623	Retainer bar	2	
402	3363088621	Bolt	2	
403	3362260435	Plug	4	
482	3363088615	Impact ring	1	
483	3363088617	Wear bush	1	
484	3363088641	Wear bush (bronze)	1	
485	3363088621	Bolt	4	
486	3362260433	Locking bush	6	
489	3363087959	O-ring	1	
-	3315038100	Chisel paste cartridge, 400 g 0.88 lb	1	
-	3363088997	Test gauge	1	
KIT	3363103487	Fastening screw kit	1	
161	3363113101	Fastening screw	4	
162	3363100049	Washer	4	

Refer to the DocMine web page for most up-to-date information. The printed information might be outdated.

Tue Jul 24 07:03:24 UTC 2018

Item	Part No.	Name	Qty	L
172	3361031546	Threaded insert	4	
KIT	3363089850	Accumulator repair kit	1	
-	3361329022	Diaphragm	1	
-	3360332259	Filling screw	1	
-	3360314460	O-ring	1	
-	3361335025	Protective cap	1	
-	3360314364	O-ring	1	
-	3360328046	Back-up ring	1	

Comments for Page: Kit list

A | You need Anti-Seize agent when fitting tensioning bolts. You have to order it separately.

Anti-seize 120 g, part number 3363094300

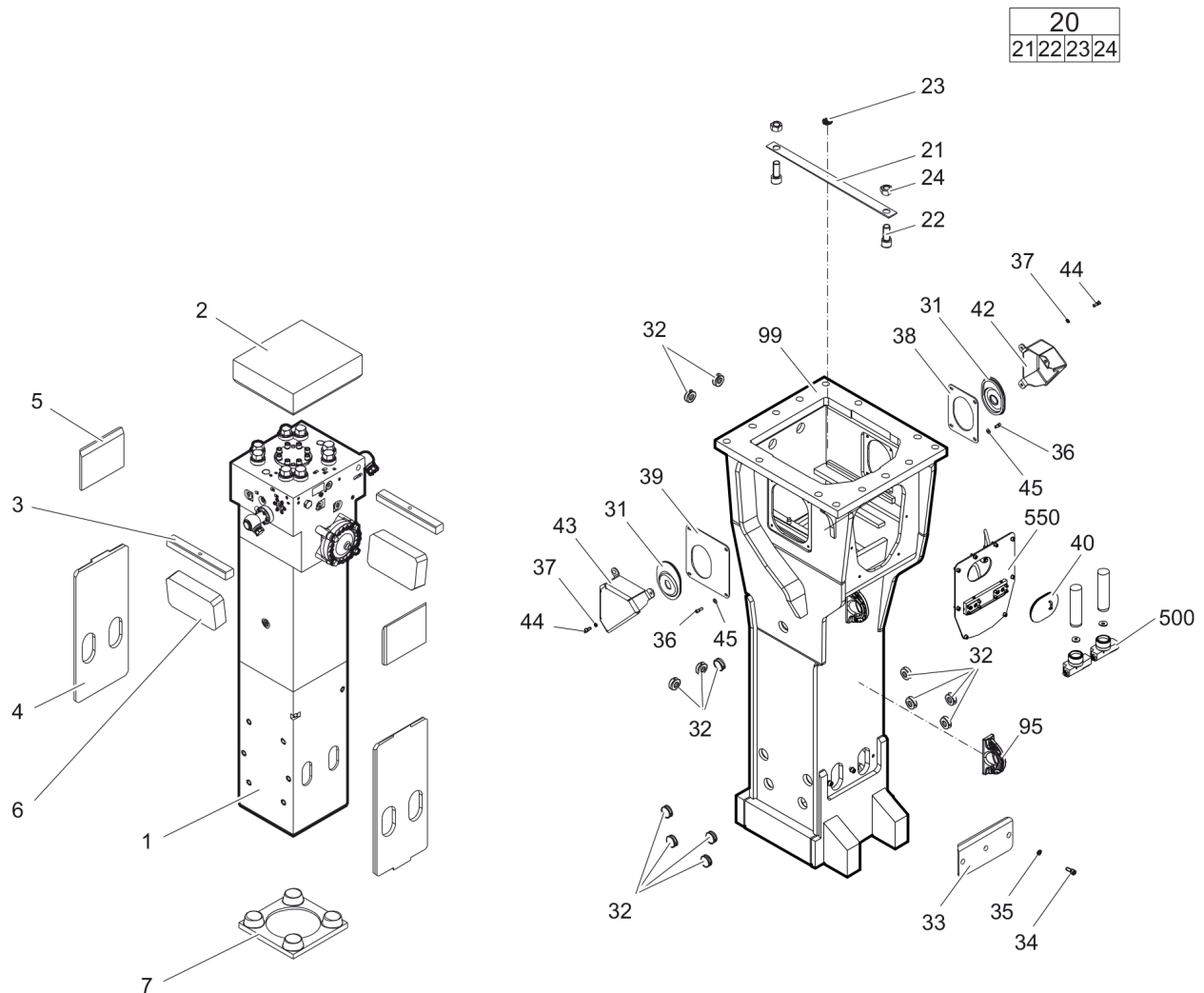
Or buy it locally according to the following specification:

coefficient of friction 0.14 μ

coefficient of friction thread 0.13 μ

coefficient of friction on upside down 0.15 μ

Mechanical Hydraulic breaker HB 5800



Refer to the DocMine web page for most up-to-date information. The printed information might be outdated.

Tue Jul 24 07:03:24 UTC 2018

Item	Part No.	Name	Qty	L
1		Percussion unit	1	A
2	3363086037	Elastic pad	1	
3	3363086039	Shock absorber	2	
4	3363086041	Guide plate	2	
5	3362265215	Guide plate	2	
6	3362262667	Guide plate	2	
7	3363093385	Plate	1	
20(21-24)	3363087584	Transport safety device complete	1	
21		Transport safety device	1	
22	3360114151	Allen screw	2	
23	3363091872	Label transport safety device	1	
24	3360103255	Nut	2	
31	3363031181	Cover	2	
32	3363086017	Plug	13	
33	3363098835	Plate	1	
34	3360103768	Allen screw	3	
35	3361333703	Pair of lock washers	3	
36	3360103750	Allen screw	2	
37	3361850596	Pair of lock washers	6	
38	3363098838	Plate	1	
39	3363110417	Plate	1	
40	3363092697	Cover	1	
42	3363111462	Swivel joint cover	1	
43	3363111696	Swivel joint cover	1	
44	3360103751	Allen screw	6	
45	3363111296	Pair of lock washers	2	
95	3363111992	Lifting eye	2	B
99	3363119775	Breaker box	1	C
500	3363067123	Automatic lubrication system	2	D
550		Connecting kit for automatic lubrication system	1	A

Comments for Page: Hydraulic breaker HB 5800

(L)OCAL REMARKS

A | see separate chapter

B | professional welding process necessary

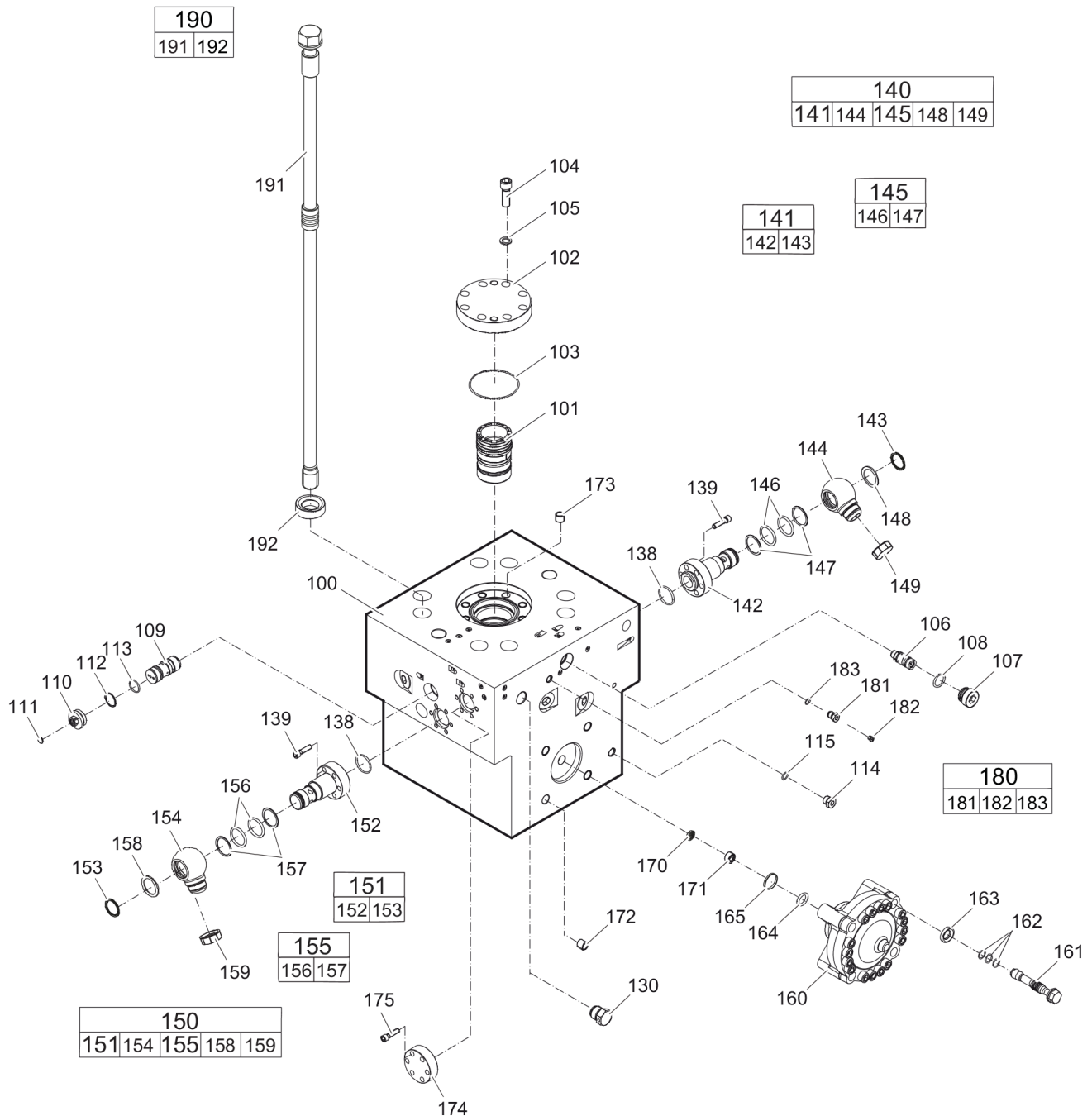
C | with item 95

D | see separate Safety and operating instructions

Refer to the DocMine web page for most up-to-date information. The printed information might be outdated.

Tue Jul 24 07:03:24 UTC 2018

Mechanical Percussion unit part 1: cylinder cover



Refer to the DocMine web page for most up-to-date information. The printed information might be outdated.

Tue Jul 24 07:03:25 UTC 2018

Item	Part No.	Name	Qty	L
100	3363087581	Cylinder cover	1	A
101	3363088633	Main control valve	1	
102	3363086515	Cover	1	
103	3360314376	O-ring	1	
104	3360026784	Allen screw	8	
105	3361850748	Pair of lock washers	8	
106	3363035453	Valve	1	B
107	3363035425	Threaded plug	1	
108	3360314370	O-ring	1	
109	3363085270	Safety valve	1	C
110	3363087086	Threaded plug	1	
111	3363087087	Threaded plug	1	
112	3363110401	O-ring	1	
113	3363087085	Back-up ring	1	
114	3361854657	Connecting screw	1	
115	3360478171	O-ring	1	
130	3361854511	Non-return valve	1	
138	3360314494	O-ring	2	
139	3360026513	Allen screw	12	
140(141-149)	3363116889	Swivel joint complete	1	
141(142-143)	3363116887	Adapter complete	1	
142		Adapter	1	
143	3363116062	Snapring	1	
144	3363086569	Adapter	1	
145(146-147)	3361850422	Seal kit	1	
146		O-ring	2	
147		Back-up ring	2	
148	3361356645	Disk	1	
149	3363083749	Cap	1	
150(151-159)	3363116888	Swivel joint complete	1	
151(152-153)	3363116887	Adapter complete	1	
152		Adapter	1	
153	3363116062	Snapring	1	
154	3361356643	Adapter	1	
155(153-157)	3361850422	Seal kit	1	
156		O-ring	2	
157		Back-up ring	2	

Refer to the DocMine web page for most up-to-date information. The printed information might be outdated.

Tue Jul 24 07:03:25 UTC 2018

Item	Part No.	Name	Qty	L
158	3361356645	Disk	1	
159	3361353489	Cap	1	
160	3363094981	HP-accumulator	1	
161	3363113101	Fastening screw	4	D
162	3363114730	Service kit O-rings	1	E
163	3363100049	Washer	4	
164	3360314364	O-ring	1	
165	3360328046	Back-up ring	1	
170	3361844113	Strainer disk	1	
171	3361844115	Threaded plug	1	
172	3361031546	Threaded insert	4	
173	3361031529	Threaded insert	8	
174	3363104787	Flange	1	
175	3360103750	Allen screw	6	
180(181-183)	3363087286	Filling valve complete	1	
181		Filling valve	1	
182	3360478426	Threaded plug	1	
183	3360175125	O-ring	1	
190(191-192)	3363087568	Tensioning bolt complete	8	
191		Tensioning bolt	1	
192	3363093649	Washer	1	

Comments for Page: Percussion unit part 1: cylinder cover

(L)OCAL REMARKS

A | with items 170 - 175

B | AutoControl

C | PowerAdapt

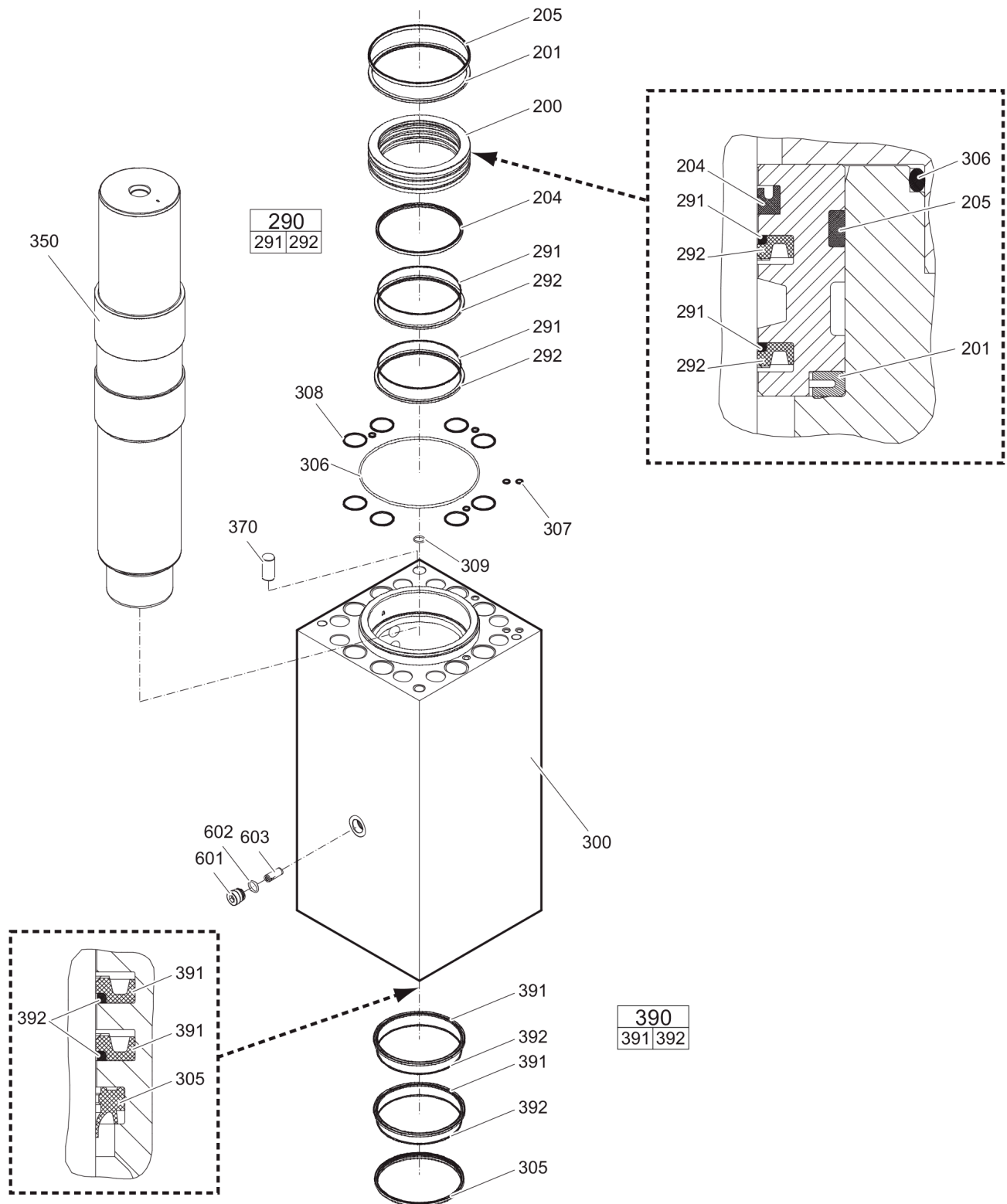
Only in exchange for the part to be replaced. Consult the authorized Customer Center/Dealer in your area.

D | each fastening screw with 3 o-rings item 162

E | 12 o-rings for all 4 fastening screws item 161

This page intentionally left blank

Mechanical Percussion unit part 2: cylinder



Item	Part No.	Name	Qty	L
200	3363088613	Seal bush	1	
201	3363097797	Ring	1	
204	3363103418	Seal	1	
205	3363098137	Seal	1	
290(291-292)	3363087592	Seal kit	2	
291		Back-up ring	1	
292		Seal	1	
300	3363087578	Cylinder	1	A
305	3363087711	Wiper	1	
306	3361031988	O-ring	1	
307	3362267583	Stircomatic	5	
308	3362267590	Seal	8	
309	3360314453	O-ring	1	
350	3363087573	Percussion piston	1	
370	3360106818	Lock pin	1	
390(391-392)	3363087593	Seal kit	2	
391		Seal	1	
392		Back-up ring	1	
601	3363082593	Plug	1	
602	3363083245	O-ring	1	
603	3363082505	Valve	1	B

Comments for Page: Percussion unit part 2: cylinder

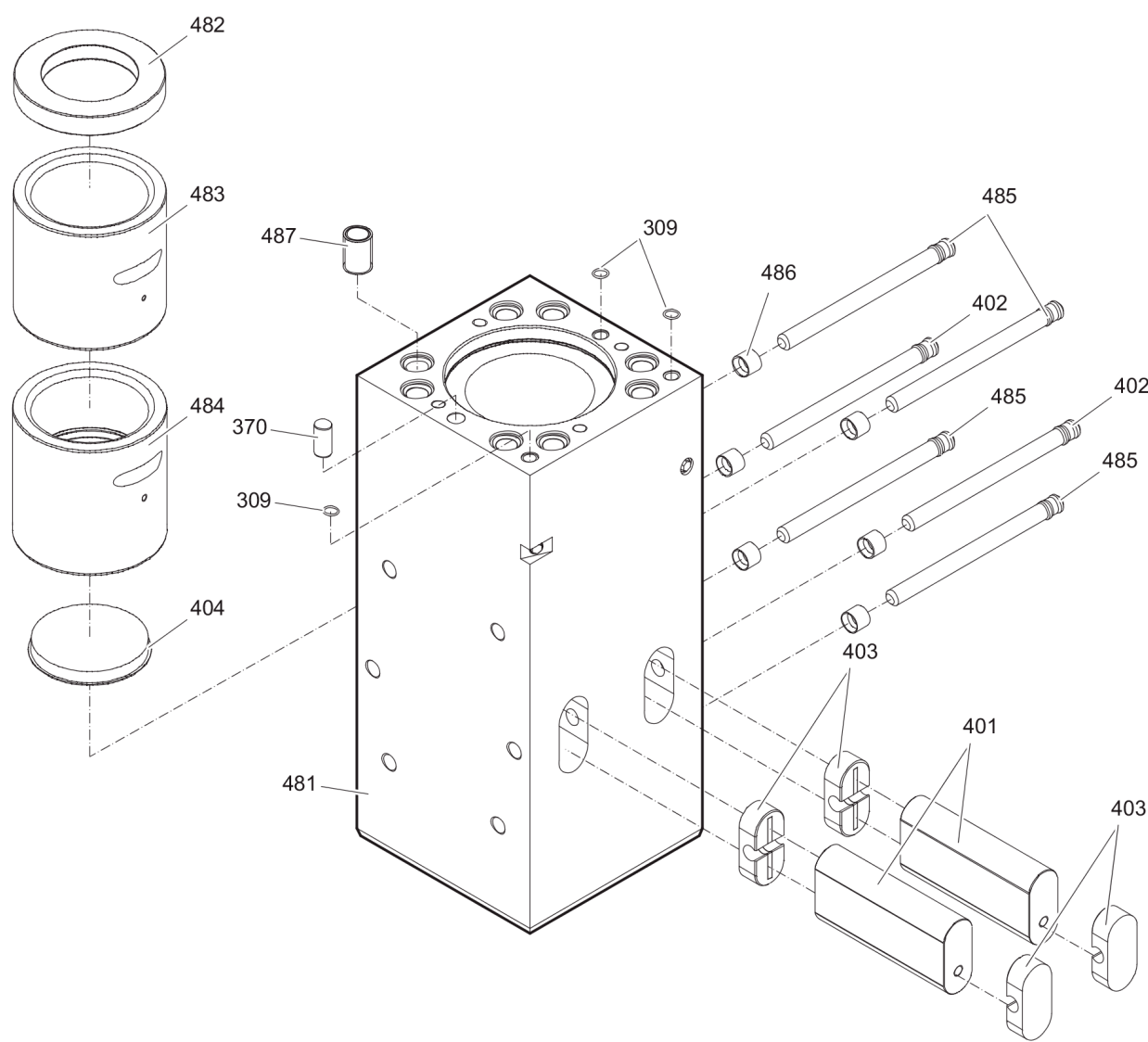
(L)OCAL REMARKS

A | with items 601 - 603

B | StartSelect

Mechanical Percussion unit part 3: lower breaker part (steel)

480						
481	482	483	484	485	486	487



Item	Part No.	Name	Qty	L
309	3360314453	O-ring	3	
370	3360106818	Lock pin	1	
401	3363088623	Retainer bar	2	
402	3363088621	Bolt	2	
403	3362260435	Plug	4	
404	3363085697	Protective cap	1	
480(481-487)	3363089501	Lower breaker part complete with lower wear bush steel	1	A
481		Lower breaker part	1	
482	3363088615	Impact ring	1	
483	3363088617	Wear bush	1	
484	3363088647	Wear bush (steel)	1	
485	3363088621	Bolt	4	
486	3362260433	Locking bush	6	
487	3363085379	Threaded insert	8	

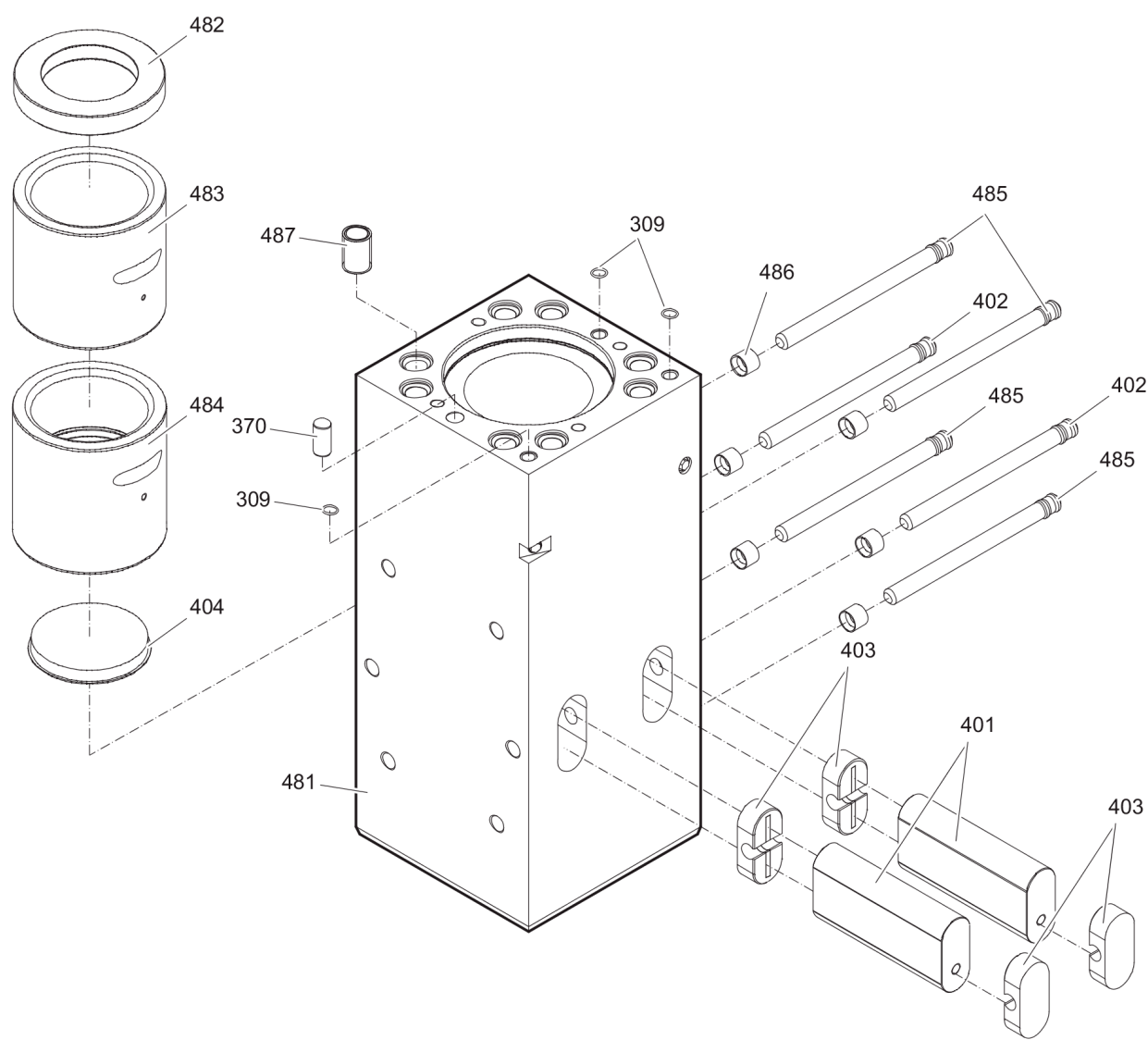
Comments for Page: Percussion unit part 3: lower breaker part (steel)

(L)OCAL REMARKS

A | Note: When ordering a lower breaker part for DustProtector version it is imperative to order additionally the base for wiper (item 18) and the wiper (item 19).

Mechanical Percussion unit part 3: lower breaker part (bronze)

480						
481	482	483	484	485	486	487



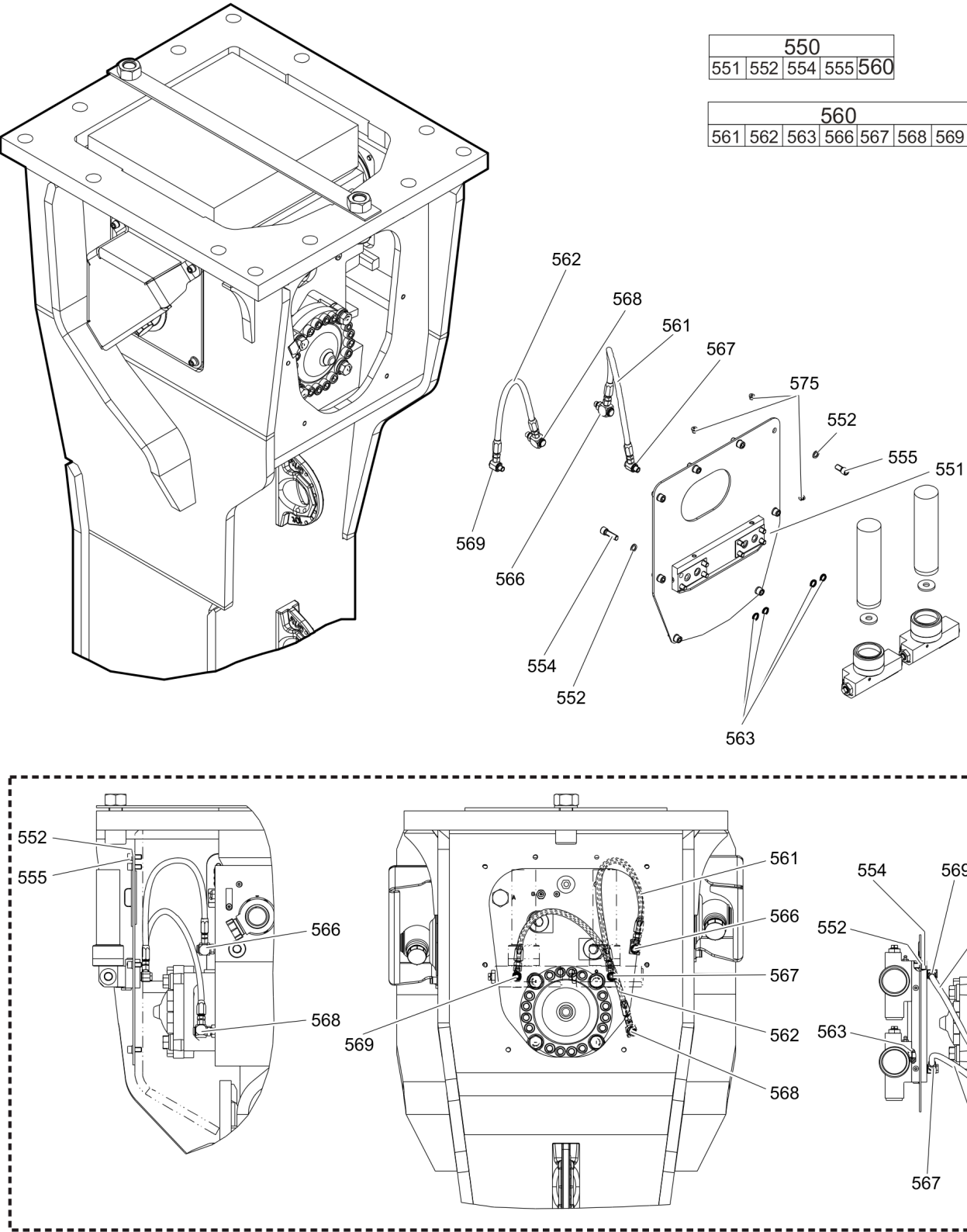
Item	Part No.	Name	Qty	L
309	3360314453	O-ring	3	
370	3360106818	Lock pin	1	
401	3363088623	Retainer bar	2	
402	3363088621	Bolt	2	
403	3362260435	Plug	4	
404	3363085697	Protective cap	1	
480(481-487)	3363116911	Lower breaker part complete with lower wear bush bronze	1	A
481		Lower breaker part	1	
482	3363088615	Impact ring	1	
483	3363088617	Wear bush	1	
484	3363088641	Wear bush (bronze)	1	
485	3363088621	Bolt	4	
486	3362260433	Locking bush	6	
487	3363085379	Threaded insert	8	

Comments for Page: Percussion unit part 3: lower breaker part (bronze)

(L)OCAL REMARKS

A | Note: When ordering a lower breaker part for DustProtector version it is imperative to order additionally the base for wiper (item 18) and the wiper (item 19).

Mechanical Connecting kit for automatic lubrication system



Item	Part No.	Name	Qty	L
550(551-560)		Connecting kit for automatic lubrication system	1	
551	3363119751	Support	1	A
552	3361850596	Pair of lock washers	16	
554	3360026512	Allen screw	8	B
555	3360103750	Allen screw	8	
560(516-569)	3363119997	Connecting kit for automatic lubrication system	1	C
561	3363083878	Hydraulic hose	1	D
562	3363083874	Hydraulic hose	1	E
563	3362267584	Seal	4	
566	3363087185	Fitting	1	B
567	3363066234	Fitting	1	B
568	3363087186	Fitting	1	B
569	3363066233	Fitting	1	B
575	3360107879	Plug	3	

Comments for Page: Connecting kit for automatic lubrication system

(L)OCAL REMARKS

A | with item 575

B | secure with Loctite 243

C | without fastening elements

D | Oil line

secure with Loctite 243

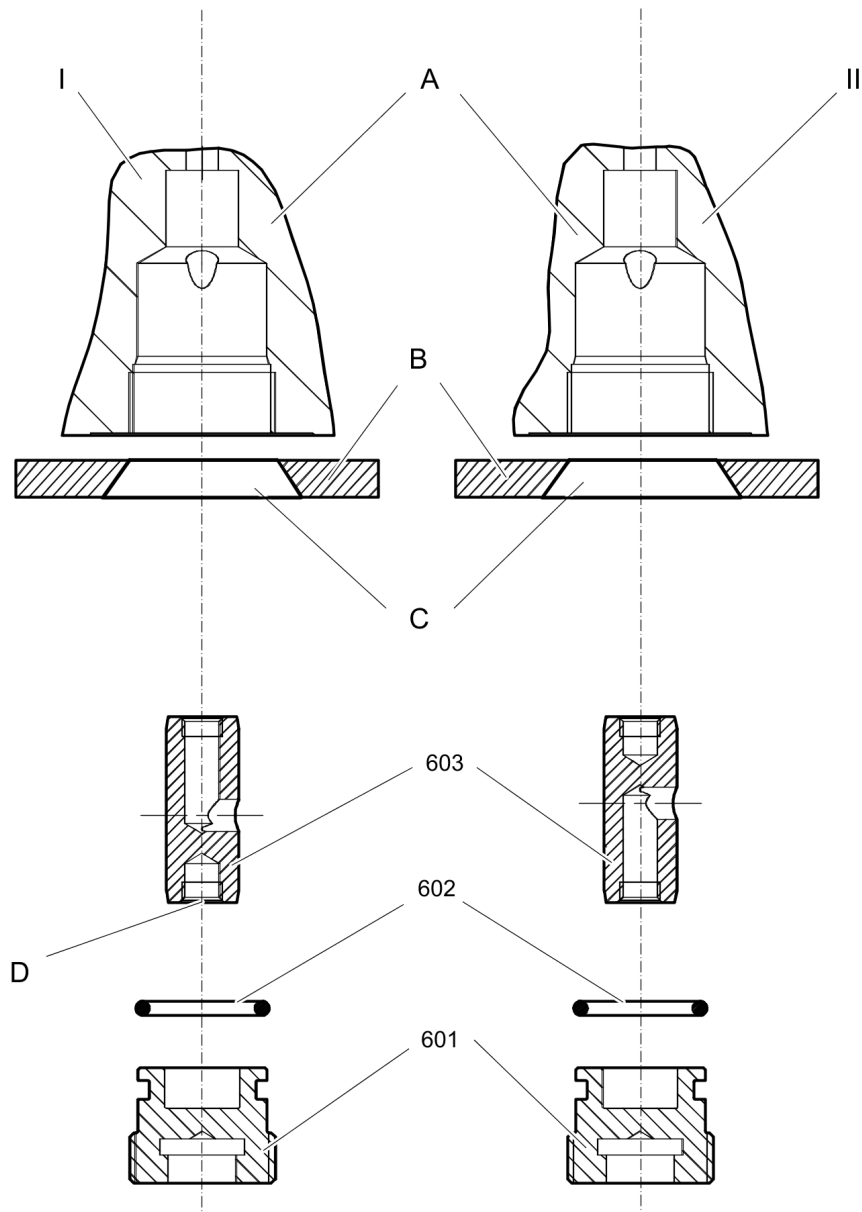
Route the hydraulic hoses as shown on the drawing. It must be ensured that the hydraulic hoses can move freely and are not in contact to any point.

E | Grease line

secure with Loctite 243

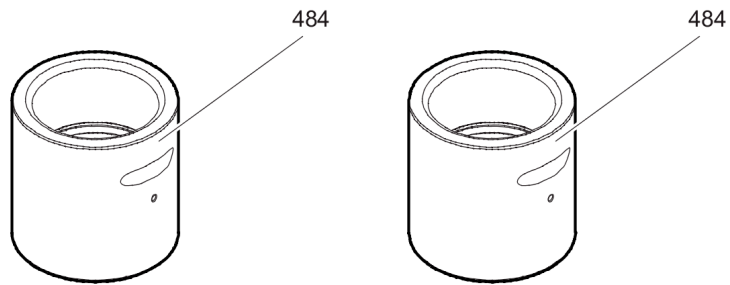
Route the hydraulic hoses as shown on the drawing. It must be ensured that the hydraulic hoses can move freely and are not in contact to any point.

Mechanical StartSelect - AutoStart or AutoStop



Item	Part No.	Name	Qty	L
601	3363082593	Plug	1	
602	3363083245	O-ring	1	
603	3363082505	Valve	1	A

Mechanical Optional parts



Item	Part No.	Name	Qty	L
484	3363088647	Wear bush (steel)	1	
484	3363088641	Wear bush (bronze)	1	

Mechanical Tightening torques

NO EXPLODED VIEW
AVAILABLE
FOR THIS BOM

Item	Part No.	Name	Qty	L
22	-	Allen screw - 2400 Nm (1770 ft lbf)	-	A
24	-	Nut - 2400 Nm (1770 ft lbf)	-	B
34	-	Allen screw - 200 Nm (148 ft lbf)	-	C
36	-	Allen screw - 85 Nm (63 ft lbf)	-	D
44	-	Allen screw - 85 Nm (63 ft lbf)	-	D
104	-	Allen screw - 380 Nm (280 ft lbf)	-	E
107	-	Threaded plug - 300 Nm (221 ft lbf)	-	F
110	-	Threaded plug - 300 Nm (221 ft lbf)	-	G
130	-	Non-return valve - 200 Nm (148 ft lbf)	-	H
139	-	Allen screw - 80 Nm (59 ft lbf)	-	D
161	-	Fastening screw -	-	I
175	-	Allen screw - 80 Nm (59 ft lbf)	-	D
181	-	Filling valve - 130 Nm (96 ft lbf)	-	J
182	-	Threaded plug - 20 Nm (15 ft lbf)	-	K
191	-	Tensioning bolt -	-	L
554	-	Allen screw - 85 Nm (63 ft lbf)	-	D
555	-	Allen screw - 85 Nm (63 ft lbf)	-	D
561	-	Hydraulic hose - 42 Nm (31 ft lbf)	-	M
562	-	Hydraulic hose - 16 Nm (12 ft lbf)	-	N
566	-	Fitting - 60 Nm (44 ft lbf)	-	O
567	-	Fitting - 55 Nm (41 ft lbf)	-	P
568	-	Fitting - 50 Nm (37 ft lbf)	-	Q
569	-	Fitting - 45 Nm (33 ft lbf)	-	R
601	-	Plug - 200 Nm (148 ft lbf)	-	E

Comments for Page: Tightening torques

(L)OCAL REMARKS

A | Allen key size 24

B | Open-ended wrench size 55

C | Allen key size 14

D | Allen key size 10

E | Allen key size 17

F | Allen key size 22

G | Socket spanner size 24

H | Jaw spanner size 41

I | Socket spanner size 30

1. Treat the threads and threaded inserts for the fastening screws with an Anti-Seize agent.

Refer to the DocMine web page for most up-to-date information. The printed information might be outdated.

Tue Jul 24 07:03:27 UTC 2018

2. Treat the surfaces between the screw head, washer, and HP-accumulator cover with Anti-Seize.
3. Place on the HP-accumulator, and tighten the fastening screws by hand in a crosswise fashion.
4. Pretighten the fastening screws to 80 Nm (59 ft lbf), proceeding in a crosswise fashion,
5. then tighten each screw through 30° in a crosswise fashion,
6. finally tighten each screw again through 60° in a crosswise fashion.

J | Socket spanner size 22

K | Allen key size 5

L | Torque wrench or Power wrench size 55

1. Pretighten the tensioning bolts to 500 Nm (369 ft lbf), proceeding in a crosswise fashion,
2. then tighten each tensioning bolt through 120° (2 sides of hexagonal head) in a crosswise fashion,
3. finally tighten each tensioning bolt again through 180° (3 sides of hexagonal head) in a crosswise fashion.

M | Open-ended wrench size 19

N | Open-ended wrench size 17

O | Open-ended wrench size 19, 22, 27

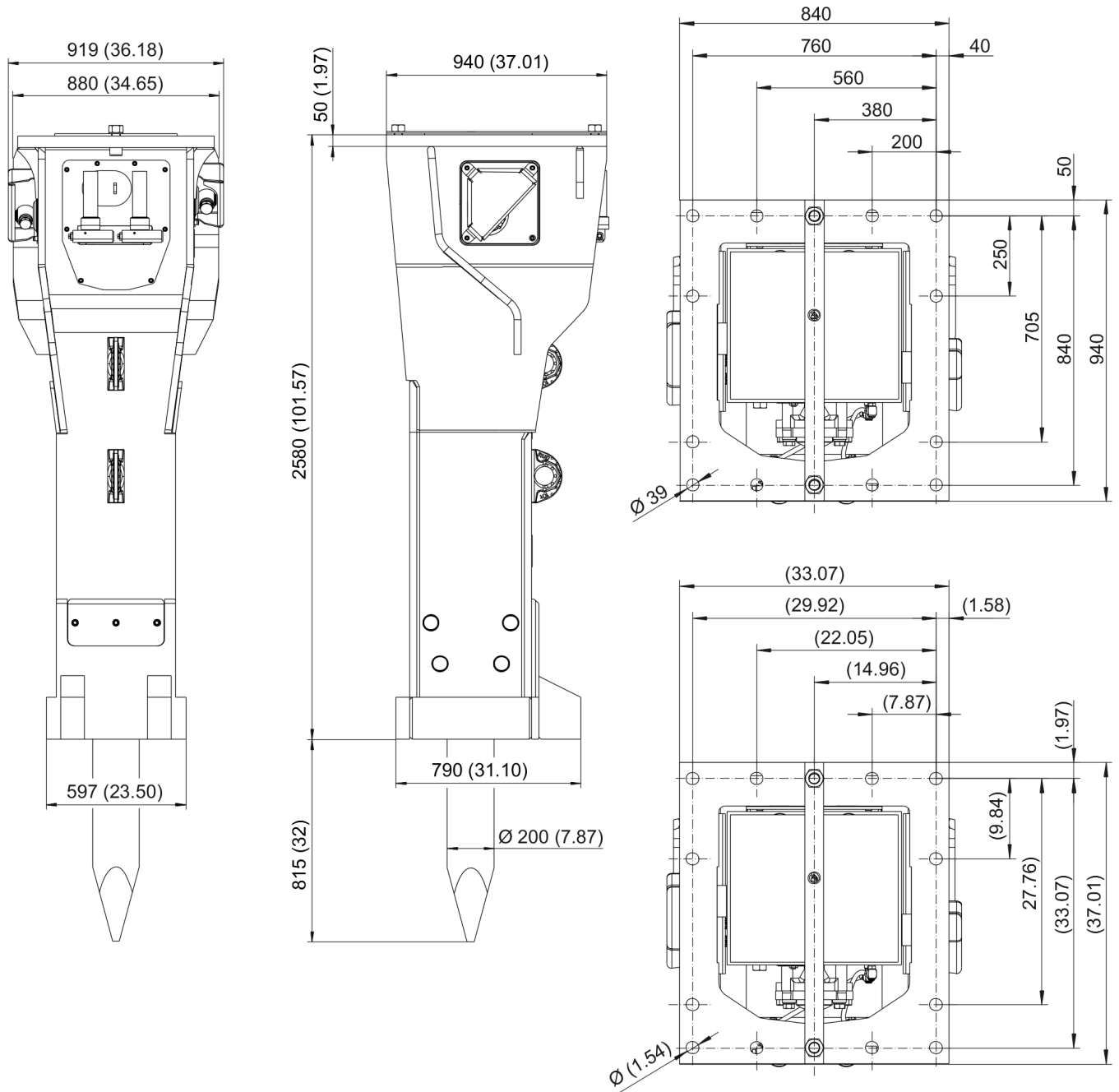
P | Open-ended wrench size 19, 22

Q | Open-ended wrench size 17, 22, 27

R | Open-ended wrench size 17, 19, 22

This page intentionally left blank

Mechanical Dimensions HB 5800



Refer to the DocMine web page for most up-to-date information. The printed information might be outdated.

Tue Jul 24 07:03:28 UTC 2018

This page intentionally left blank

Options / accessories Hydraulic hoses

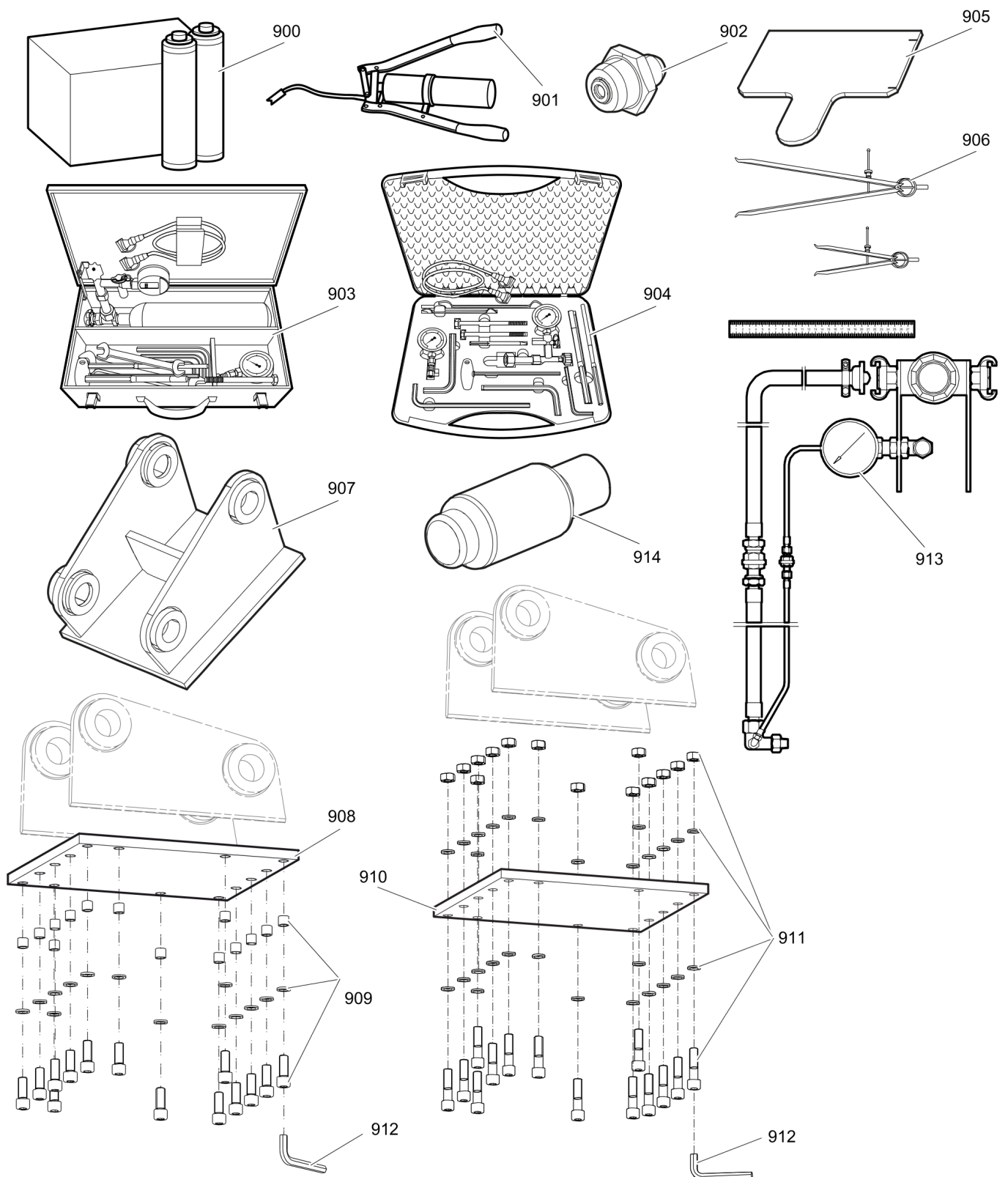
NO EXPLODED VIEW
AVAILABLE
FOR THIS BOM

Item	Part No.	Name	Qty	L
-	3361853860	Hydraulic hose, I.D. 32 (1 1/4"), both ends JIC 1 5/8", length 2800 mm (110 in.)	1	
-	3363083563	Hydraulic hose, I.D. 40 (1 1/2"), both ends JIC 1 7/8", length 2800 mm (110 in.)	1	A
-	3361853861	Hydraulic hose, I.D. 32 (1 1/4"), both ends JIC 1 5/8", length 3500 mm (138 in.)	1	
-	3363083562	Hydraulic hose, I.D. 40 (1 1/2"), both ends JIC 1 7/8", length 3500 mm (138 in.)	1	A

Comments for Page: Hydraulic hoses

A | Return line

Options / accessories Optional equipment

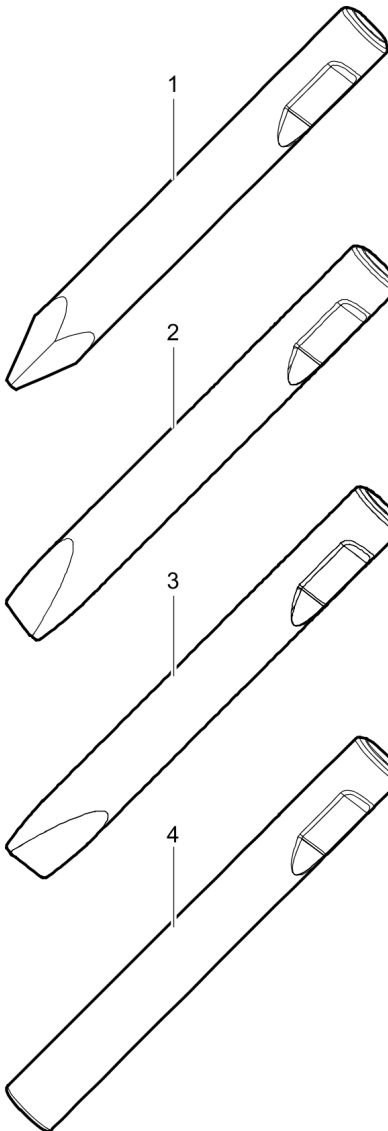


Refer to the DocMine web page for most up-to-date information. The printed information might be outdated.

Tue Jul 24 07:03:28 UTC 2018

Item	Part No.	Name	Qty	L
900	3363091200	Chisel paste cartridge, 12 x 500 g (1.1 lbs)	1	
901	3363034567	GREASE PUMP	1	
902	3360433774	Grease nipple	1	
903	3363089845	Maintenance and charging box with nitrogen cylinder, 5 l, 1.1 gal (1.32 US gal)	1	
904	3363094940	Maintenance and charging box without nitrogen cylinder	1	
905	3363088997	Test gauge	1	
906	3363094952	Inside callipers upper wear bush	1	
907		Adapter plate matching the carrier. Consult the authorized Customer Center/Dealer in your area.	1	
908	3363099791	Base plate with threaded inserts	1	
909	3363087305	Bolt kit	1	
910	3363102873	Base plate with through borings	1	
911	3363094577	Bolt kit	1	
912	3360478949	Allen key (27 mm)	1	
913	3363090531	Adapter kit for underwater applications	1	
914	3363092989	Piston retainer	1	

Options / accessories Working tools ClassicLine HB 5800

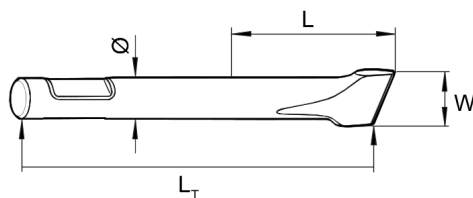


Ø=200 mm, L=815 mm, Lt=1650 mm, Wt=349.0 kg
Ø=7.87 inch, L=32 inch, LT=64.96 inch, Wt=769.4 lb

Ø=200 mm, W= 200 mm, L=815 mm, Lt=1650 mm, Wt=364.0 kg
Ø=7.87 inch, W=7.87 inch, L=32 inch, LT=64.96 inch, Wt=802.5 lb

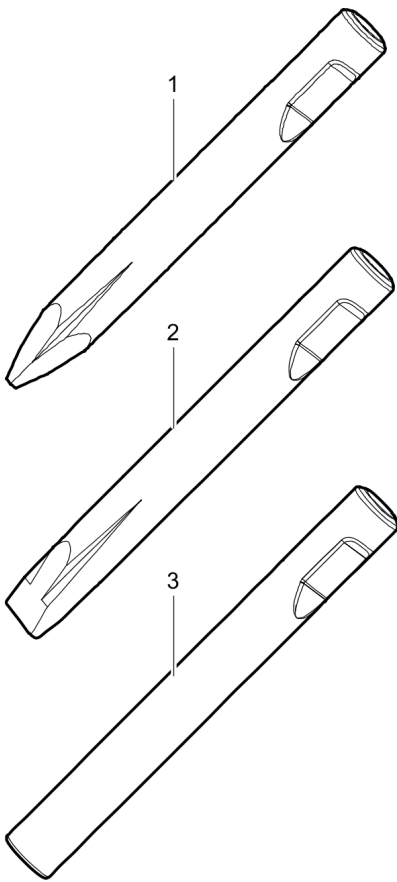
Ø=200 mm, W= 200 mm, L=815 mm, Lt=1650 mm, Wt=364.0 kg
Ø=7.87 inch, W=7.87 inch, L=32 inch, LT=64.96 inch, Wt=802.5 lb

Ø=200 mm, L=815 mm, Lt=1650 mm, Wt=403.0 kg
Ø=7.87 inch, L=32 inch, LT=64.96 inch, Wt=888.5 lb



Item	Part No.	Name	Qty	L
1	3363119553	Moil point	1	
2	3363119554	Chisel (cross)	1	
3	3363119555	Chisel (parallel)	1	
4	3363119556	Blunt tool	1	

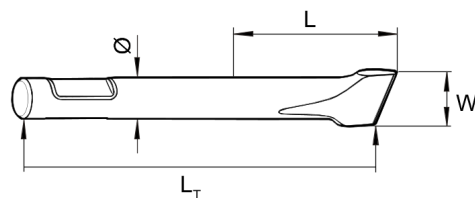
Options / accessories Working tools ProLine HB 5800



Ø=200 mm, L=865 mm, Lt=1700 mm, Wt=357.0 kg
Ø=7.87 inch, L=34 inch, LT=66.93 inch, Wt=787.0 lb

Ø=200 mm, W= 200 mm, L=865 mm, Lt=1700 mm, Wt=371.0 kg
Ø=7.87 inch, W=7.87 inch, L=34 inch, LT=66.93 inch, Wt=817.9 lb

Ø=200 mm, L=865 mm, Lt=1700 mm, Wt=428.0 kg
Ø=7.87 inch, L=34 inch, LT=66.93 inch, Wt=943.6 lb



Item	Part No.	Name	Qty	L
1	3363118335	Moil point	1	
2	3363118336	Chisel (cross)	1	
3	3363091422	Blunt tool	1	

Any unauthorized use or copying of the contents or any part thereof is prohibited.
This applies in particular to trademarks, model denominations, part numbers, and drawings.