

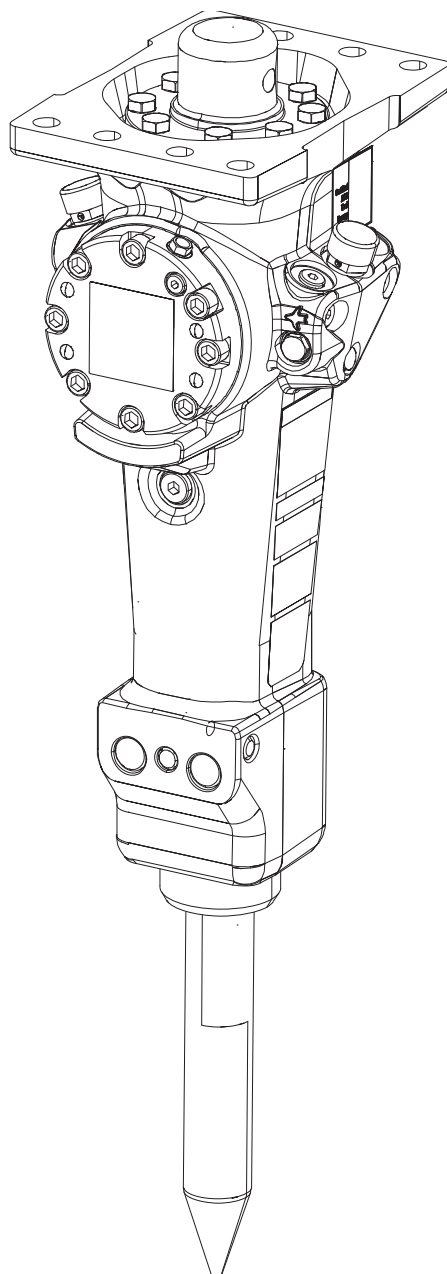
# SB 102

---

## Spare parts list

### Hydraulic breakers

SB 102 s/n BES043603 - BES149350



# General information

This spare parts list applies to the following:

Part number	Description
8460030030	SB 102

Use only authorized parts. Any damage or malfunction caused by the use of unauthorized parts is not covered by Warranty or Product Liability. Any unauthorized use or copying of the contents or any part thereof is prohibited. This applies in particular to trademarks, model denominations, part numbers, and drawings.

**Instructions for use**

This spare parts list contains no safety regulations and is merely intended to assist in the ordering of spare parts.  
For information about operating, servicing, or repairing, the relevant Safety and operating instructions must be consulted at all costs.  
Please observe the safety instructions listed in the relevant Safety and operating instructions!

**Service, repair and wear part kits**

Label kit ..... 1

Seal kit ..... 3

Lower hammer part kit .....5

Accumulator repair kit ..... 7

**Mechanical**

Hydraulic breaker ..... 9

HATCON (Horizontal) ..... 12

Optional parts - Bushing oversize, complete ..... 15

Optional parts - Restrictor, complete ..... 17

Tightening torque ..... 19

Dimensions (mm) ..... 21

**Options/accessories**

Retrofit ..... 22

Working tools ClassiLine ..... 25

Working tools ProLine ..... 27

Optional equipment ..... 29

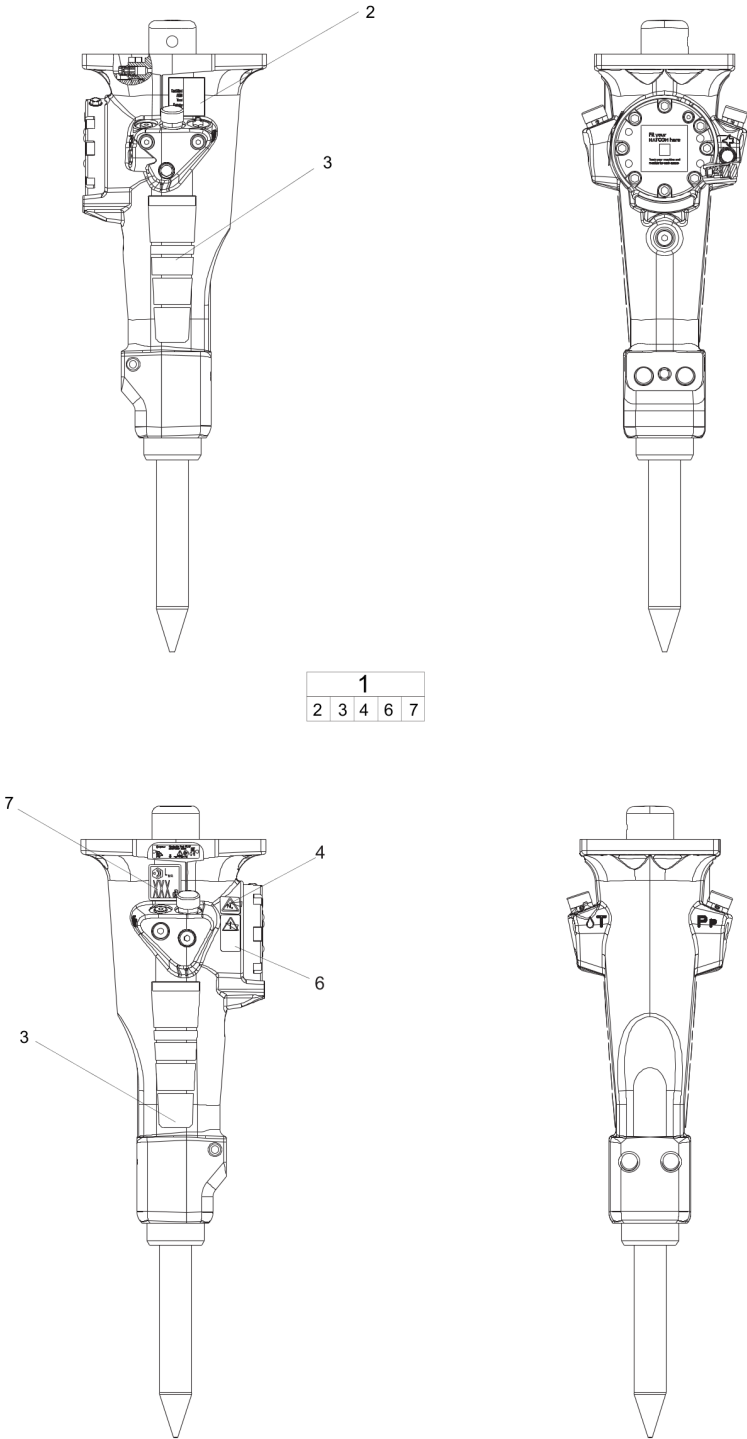
Hydraulic hoses ..... 31

**Annex**

Environmental Product Compliance - REACH Declaration .....33



Service, repair and wear part kits Label kit



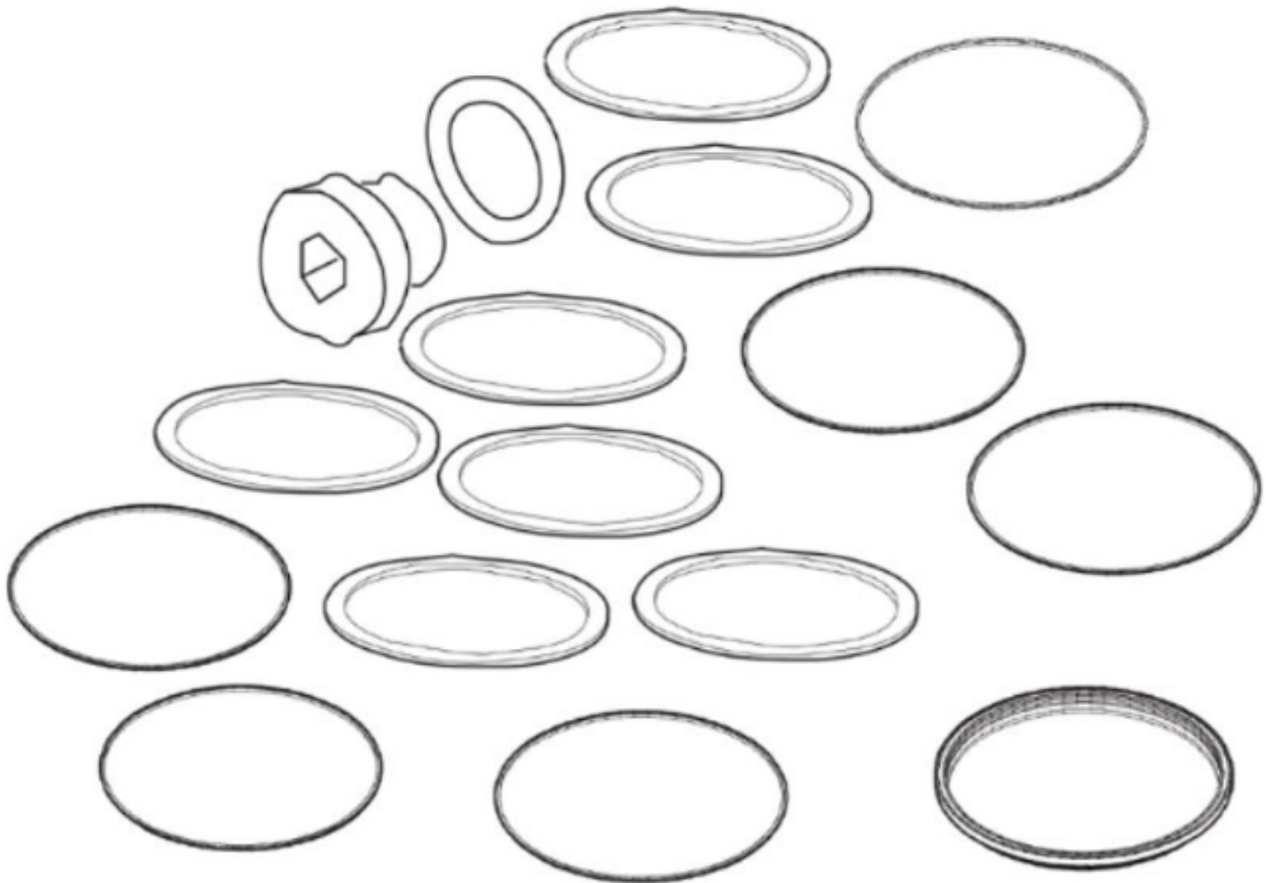
Item	Part No.	Name	Qty	L
1	3315296291	Label kit	1	
2	--	AEM sign	1	
3	--	Product label	2	A
4	--	Safety label	1	
6	--	Safety label	1	
7	--	Noise level label	1	

Comments for Page: Label kit

(L)OCAL REMARKS

A | "SB 102"

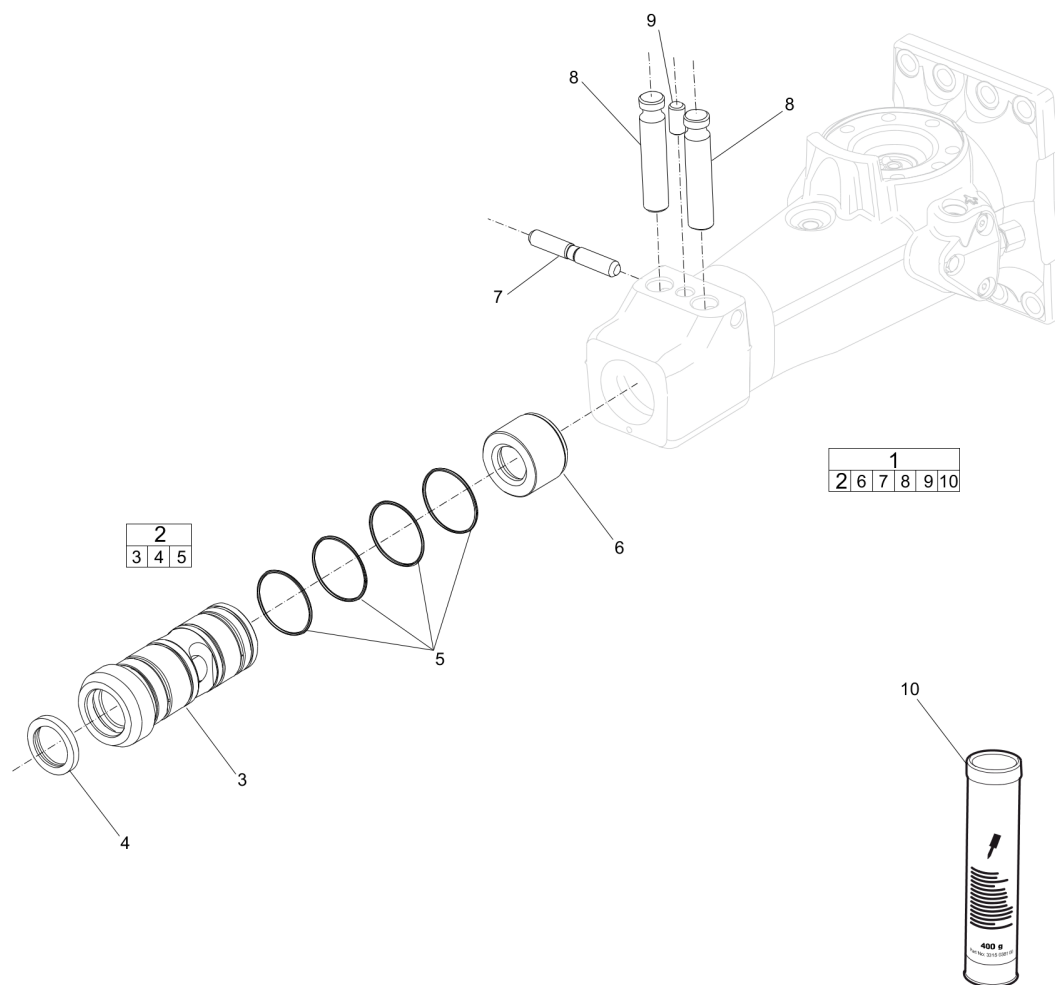
Service, repair and wear part kits Seal kit



Item	Part No.	Name	Qty	L
1	3315296290	Seal kit	1	
-	3315356500	Scraper ring	1	
-	0663210289	O-ring, 64.5 x 3 mm (90 shore), 2.53 x 0.12 in.	4	
-	0661100024	SEAL WASHER	1	
-	0663212000	O-RING	1	
-	0663211400	O-RING	1	
-	0663903201	O-RING	2	
-	0663905401	O-ring, 10.82 x 1.78 mm , 0.43 x 0.07 in. (90 shore)	2	
-	0663927900	O-RING	1	
-	0665909948	Wiper	1	
-	0665070132	Piston rod seal	1	
-	0663210576	O-RING	1	
-	0663211254	O-ring, 72 x 3 mm , 2.83 x 0.12 in. (90 shore)	8	
-	0665070135	Piston rod seal	1	
-	3315280800	VALVE RUBBER	1	
-	0664000003	Seal ring	2	
-	0663905501	O-RING	2	
-	0665090014	SEAL RING	3	
-	3315305000	Plug	1	
-	3115329002	SEAL RING	1	
-	0663211489	O-ring, 28.24 x 2.62 mm, 1.11 x 0.10 in.	2	



## Service, repair and wear part kits Lower hammer part kit



Item	Part No.	Name	Qty	L
1	3315352120	Lower hammer part kit	1	
2	3315353880	Bushing, complete	1	
3	---	Bushing	1	
4	3315356500	Scraper ring	1	
5	0663210289	O-ring, 64.5 x 3 mm (90 shore), 2.53 x 0.12 in.	4	
6	3315298500	Stop ring	1	
7	3315293000	Lock pin	1	
8	3315300000	Tool retainer	2	
9	3315304600	Lock buffer	1	
10	--	Chisel paste cartridge	1	A

Comments for Page: Lower hammer part kit

(L)OCAL REMARKS

A | 400 g

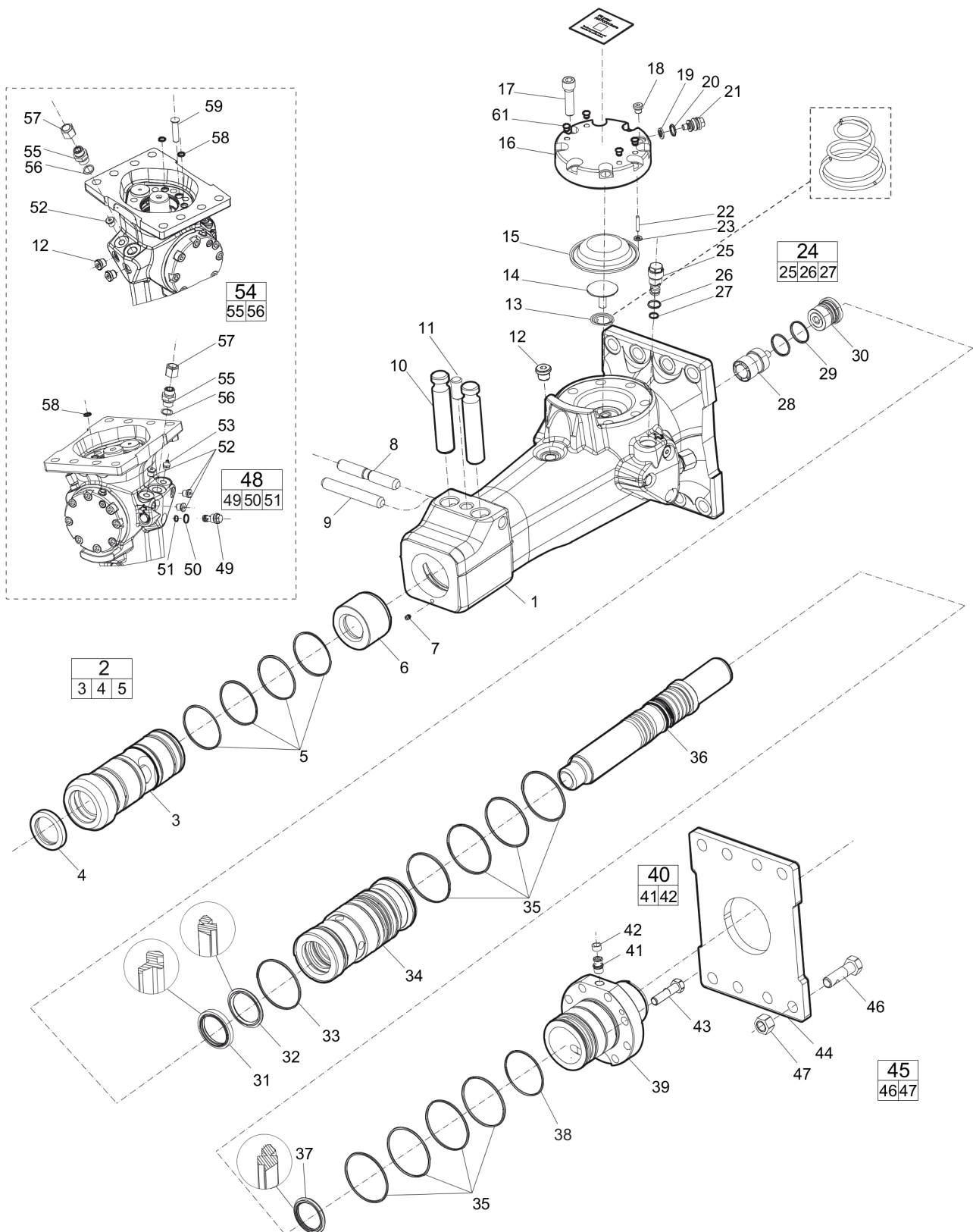
0.88 lb

Service, repair and wear part kits Accumulator repair kit

NO EXPLODED VIEW  
AVAILABLE  
FOR THIS BOM

Item	Part No.	Name	Qty	L
1	3315299790	Accumulator repair kit	1	
-	3315293300	Coil spring	1	
-	3315288900	Diaphragm support	1	
-	3315238200	Diaphragm	1	
-	3115329002	SEAL RING	1	
-	0663212000	O-RING	1	
-	3315366000	VALVE	1	
-	0101414000	PIN	1	
-	0663211400	O-RING	1	
-	0211196534	HEX SOCK. SCREW	8	

## Mechanical Hydraulic breaker



Refer to the DocMine web page for most up-to-date information. The printed information might be outdated.

Thu Apr 29 06:44:08 UTC 2021

Item	Part No.	Name	Qty	L
1	-	HAMMER BODY	1	
2	3315353880	Bushing, complete	1	
3	--	Bushing, Ø70.0 mm, Ø2.76 in.	1	
4	3315356500	Scraper ring	1	
5	0663210289	O-ring, 64.5 x 3 mm (90 shore), 2.53 x 0.12 in.	4	
6	3315298500	Stop ring	1	
7	0686100010	Plug	1	
8	3315293000	Lock pin	1	
9	0108169126	Spring pin, option	1	
10	3315300000	Tool retainer	2	
11	3315304600	Lock buffer	1	
12	0686371801	PLUG	3	
13	3315293300	Coil spring	1	
14	3315288900	Diaphragm support	1	
15	3315238200	Diaphragm	1	
16	3315299700	Accumulator house	1	
17	0211196534	HEX SOCK. SCREW	8	
18	0686371805	PLUG	1	
19	3115329002	SEAL RING	1	
20	0663212000	O-RING	1	
21	3315366000	VALVE	1	
22	0101414000	PIN	1	
23	0663211400	O-RING	1	
24	3315335000	Pressure relief valve, complete	1	A
25	--	Pressure relief valve	1	
26	0663903201	O-RING	1	
27	0663905401	O-ring, 10.82 x 1.78 mm , 0.43 x 0.07 in. (90 shore)	1	
28	3315298700	Control valve	1	
29	0663211489	O-ring, 28.24 x 2.62 mm, 1.11 x 0.10 in.	2	
30	3315365000	Valve cover	1	
31	0665909961	Wiper	1	
32	0665070132	Piston rod seal	1	
33	0663210576	O-RING	1	
34	3315298100	Liner	1	
35	0663211254	O-ring, 72 x 3 mm , 2.83 x 0.12 in. (90 shore)	8	
36	3315298300	Piston	1	
37	0665070135	Piston rod seal	1	

Refer to the DocMine web page for most up-to-date information. The printed information might be outdated.

Thu Apr 29 06:44:08 UTC 2021

Item	Part No.	Name	Qty	L
38	0663927900	O-RING	1	
39	3315298200	Back head	1	
40	3315244881	CHECK VALVE	1	
41	--	Check valve	1	
42	3315280800	VALVE RUBBER	1	
43	0147140503	SCREW, HEX HEAD	8	
44	3315322600	Base plate with through borings	1	
45	3315322100	Bolt kit	1	
46	--	Screw	8	
47	--	Nut, M16	8	
48	3315369535	Restrictor, complete	1	
49	--	Restrictor, Ø4.5 mm, Ø0.18 in.	1	
50	0663903201	O-RING	1	
51	0663905401	O-ring, 10.82 x 1.78 mm , 0.43 x 0.07 in. (90 shore)	1	
52	0686644207	PLUG	4	
53	0544215300	GREASE NIPPLE	1	
54	0580001846	PIPE COUPLING	1	
55	--	Nipple	2	
56	0664000003	Seal ring	2	
57	3361353486	Cap	2	
58	0665090014	SEAL RING	3	
59	3315305000	Plug	1	
60		HATCON label	1	
61	3315439145	Protective plug HATCON	4	

Comments for Page: Hydraulic breaker


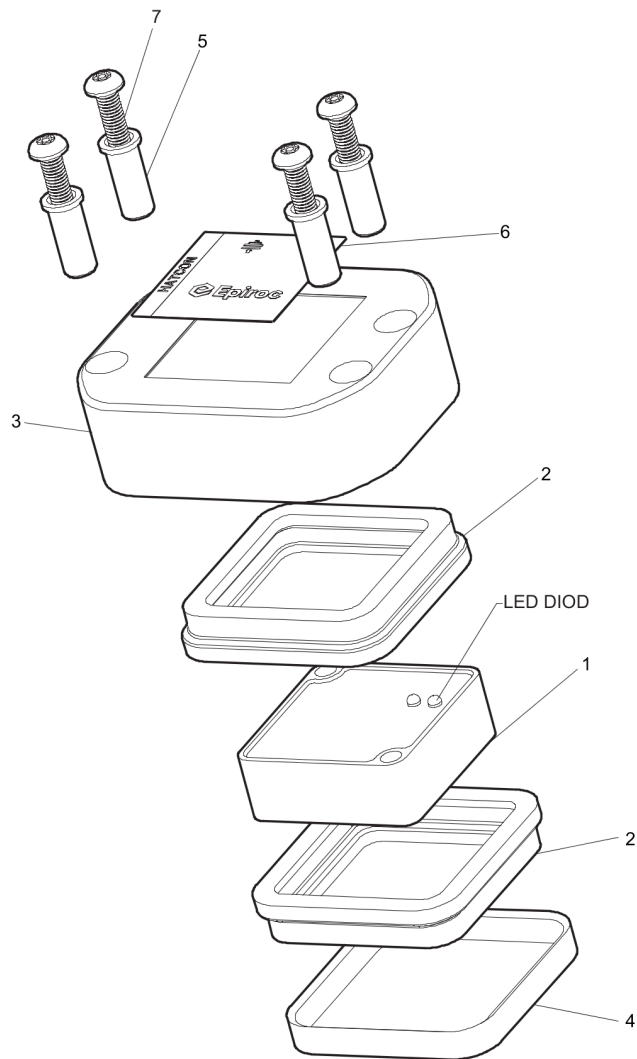
(L)OCAL REMARKS

A | CAS No. see chapter "Environmental Product Compliance - REACH Declaration"

This page intentionally left blank



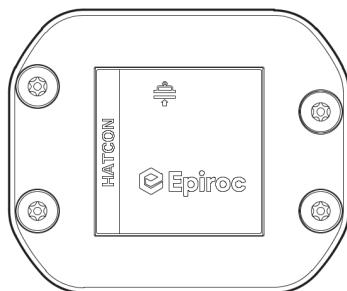
## Mechanical HATCON (Horizontal)



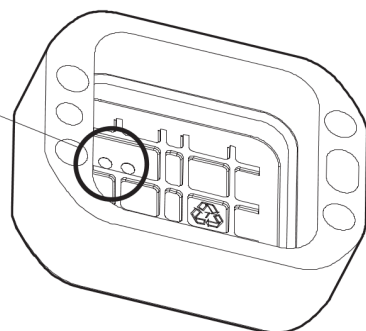
DETAIL A



Horizontal mounted.  
Match diods on POS.1 to  
match the recess marked H on POS .3

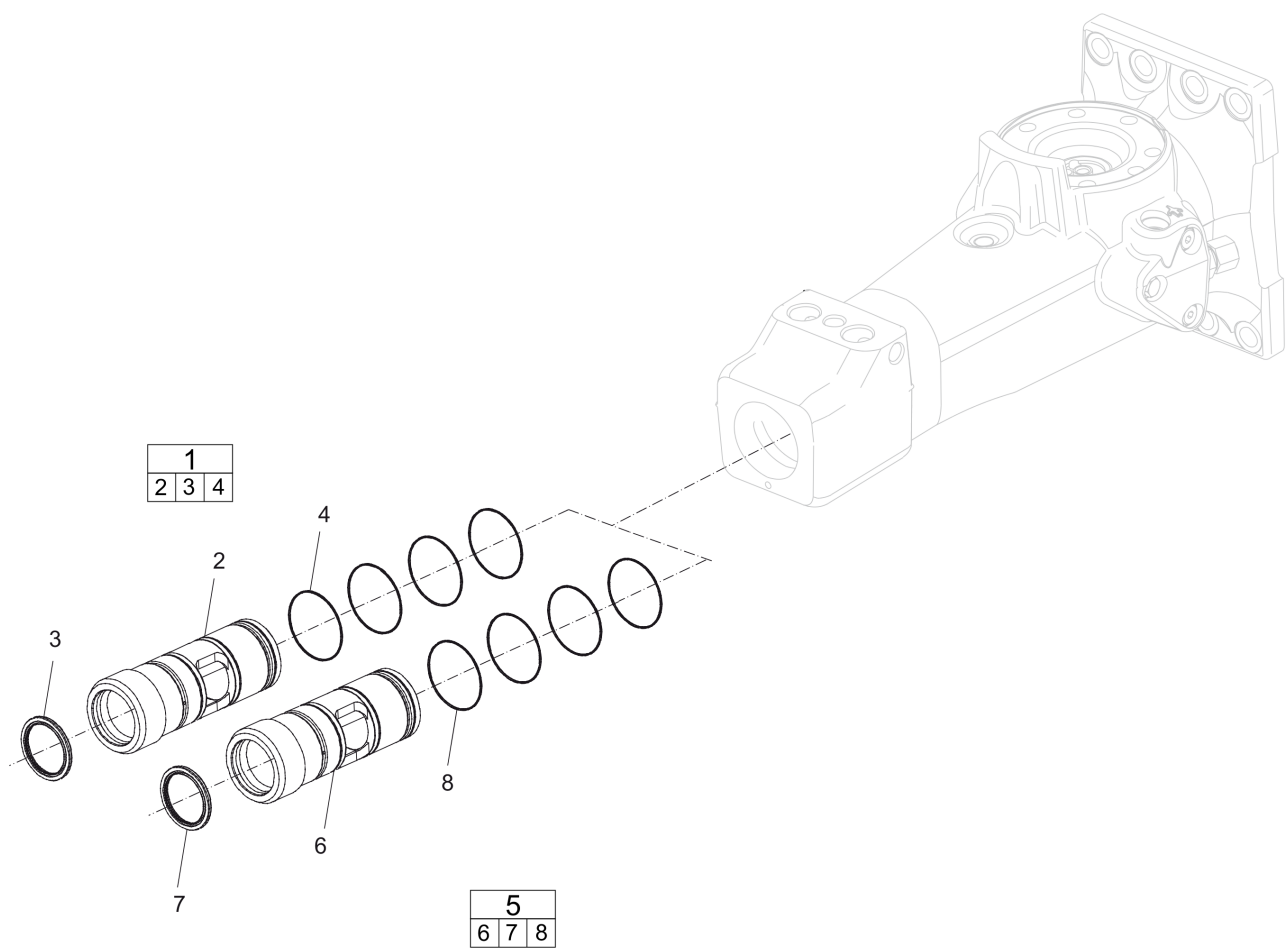


SEE DETAIL A



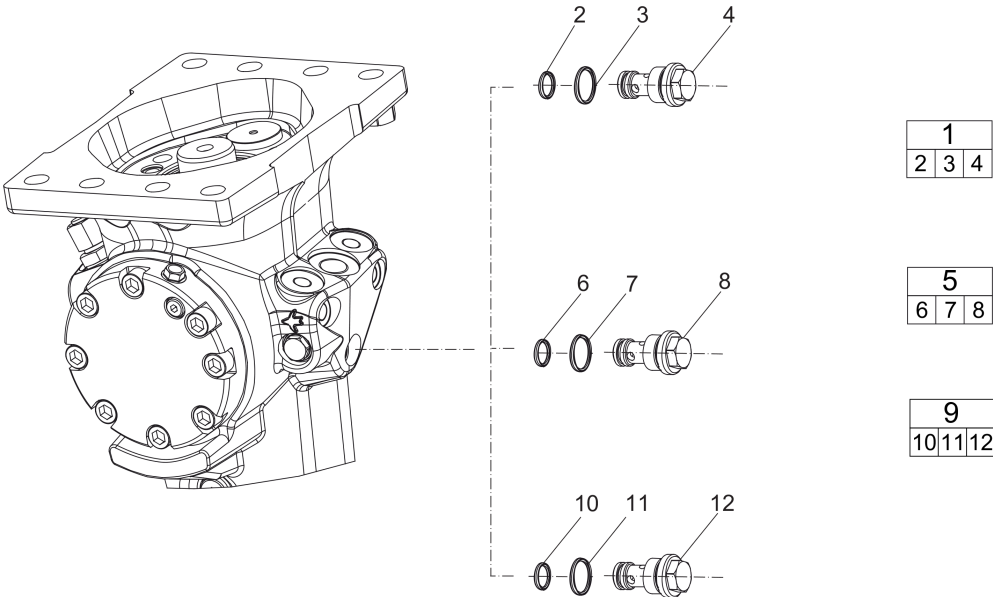
Item	Part No.	Name	Qty	L
1		Tracking module HATCON	1	
2	3315439130	Damper HATCON	2	
3	3315439117	Housing type 2 HATCON	1	
4	3315439140	Lock ring HATCON	1	
5	3315439120	Sleeve HATCON	4	
6	3315439100	Product label HATCON	1	
7	3315442600	Screw HATCON	4	

Mechanical Optional parts - Bushing oversize, complete



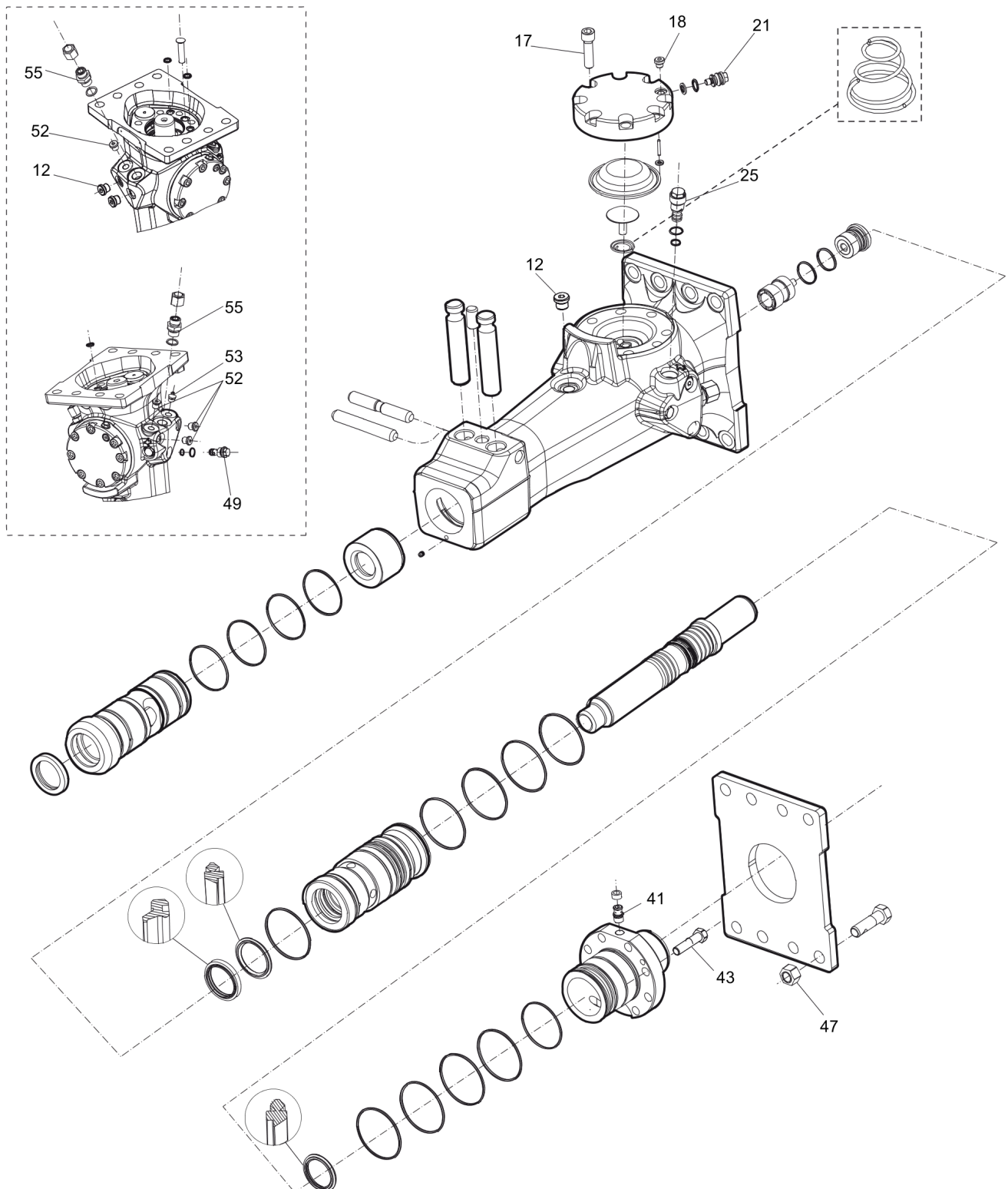
Item	Part No.	Name	Qty	L
1	3315353860	Bushing oversize, complete	1	
2	--	Bushing, Ø71.5 mm, Ø2.81 in.	1	
3	3315356500	Scraper ring	1	
4	0663210289	O-ring, 64.5 x 3 mm (90 shore), 2.53 x 0.12 in.	4	
5	3315353863	Bushing oversize, complete	1	
6	--	Bushing, Ø73.0 mm, Ø2.87 in.	1	
7	3315356500	Scraper ring	1	
8	0663210289	O-ring, 64.5 x 3 mm (90 shore), 2.53 x 0.12 in.	4	

Mechanical Optional parts - Restrictor, complete



Item	Part No.	Name	Qty	L
1	3315369536	Restrictor, complete	1	
2	0663905401	O-ring, 10.82 x 1.78 mm , 0.43 x 0.07 in. (90 shore)	1	
3	0663903201	O-RING	1	
4	--	Restrictor, Ø3.0 mm, Ø0.12 in.	1	
5	3315369537	Restrictor, complete	1	
6	0663905401	O-ring, 10.82 x 1.78 mm , 0.43 x 0.07 in. (90 shore)	1	
7	0663903201	O-RING	1	
8	--	Restrictor, Ø3.3 mm, Ø0.13 in.	1	
9	3315369538	Restrictor, complete	1	
10	0663905401	O-ring, 10.82 x 1.78 mm , 0.43 x 0.07 in. (90 shore)	1	
11	0663903201	O-RING	1	
12	--	Restrictor, Ø3.8 mm, Ø0.15 in.	1	

## Mechanical Tightening torque



Refer to the DocMine web page for most up-to-date information. The printed information might be outdated.

Thu Apr 29 06:44:10 UTC 2021

Item	Part No.	Name	Qty	L
12	-	Plug - 80 Nm	-	A
17	-	Hexagon socket screw - 120 Nm	-	B
18	-	Plug - 20 Nm	-	
21	-	Charge valve - 27 Nm	-	
25	-	Pressure relief valve - 80 Nm	-	
41	-	Check valve - 30 Nm	-	C
43	-	Hexagon head screw - 75 Nm	-	D
47	-	Nut - 200 Nm	-	
49	-	Restrictor - 80 Nm	-	
52	-	Plug - 30 Nm	-	E
53	-	Grease nipple - 30 Nm	-	
55	-	Nipple - 120 Nm	-	

Comments for Page: Tightening torque

LOCTITE is a registered trademark of Henkel Corporation. 243 is a trademark of Henkel Corporation. Molykote is a registered trademark of Dow Corning Corporation.

(L)OCAL REMARKS

A | LOCTITE® 243™

B | Molykote®

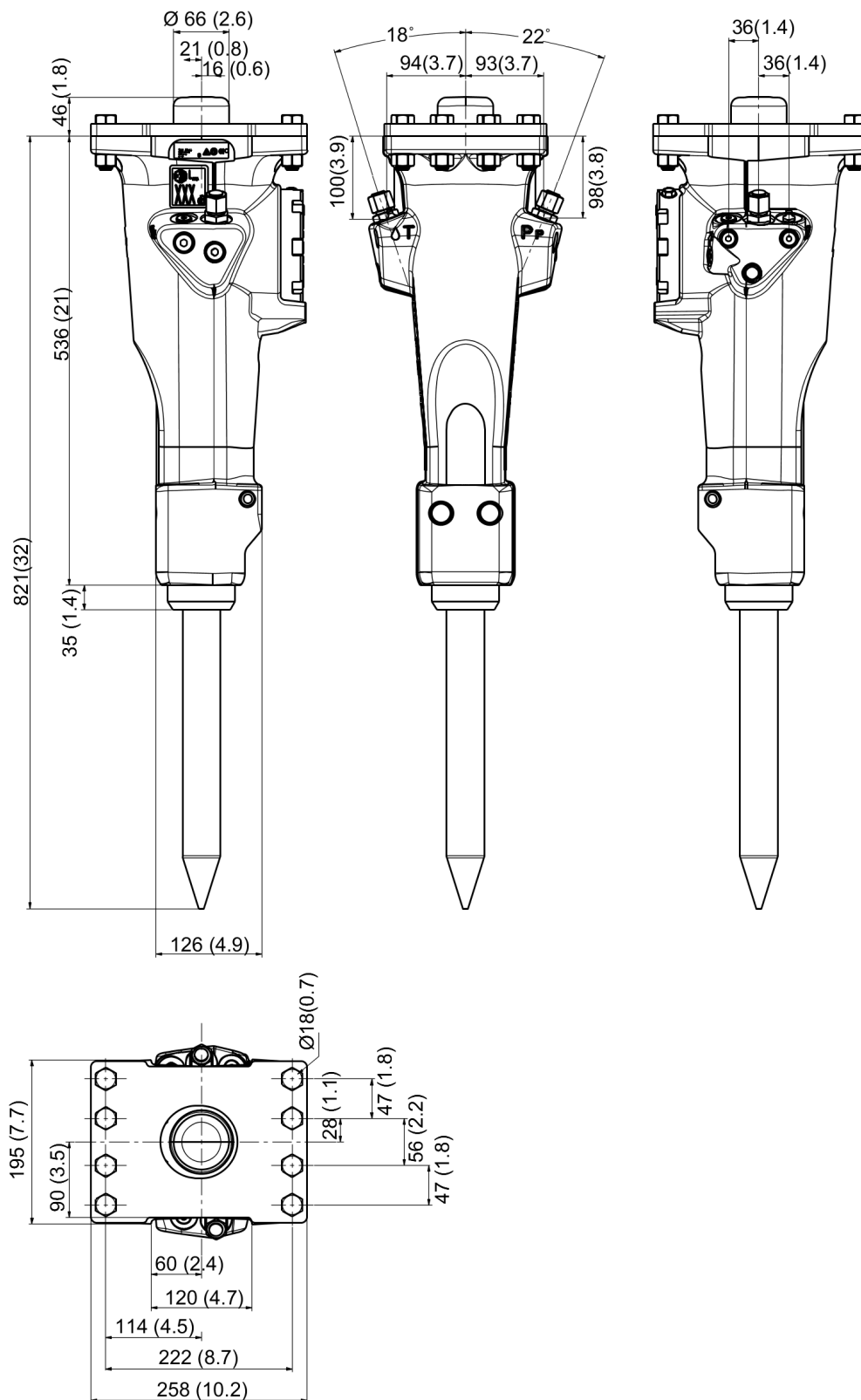
C | LOCTITE® 243™

D | Molykote®

E | LOCTITE® 243™



## Mechanical Dimensions (mm)

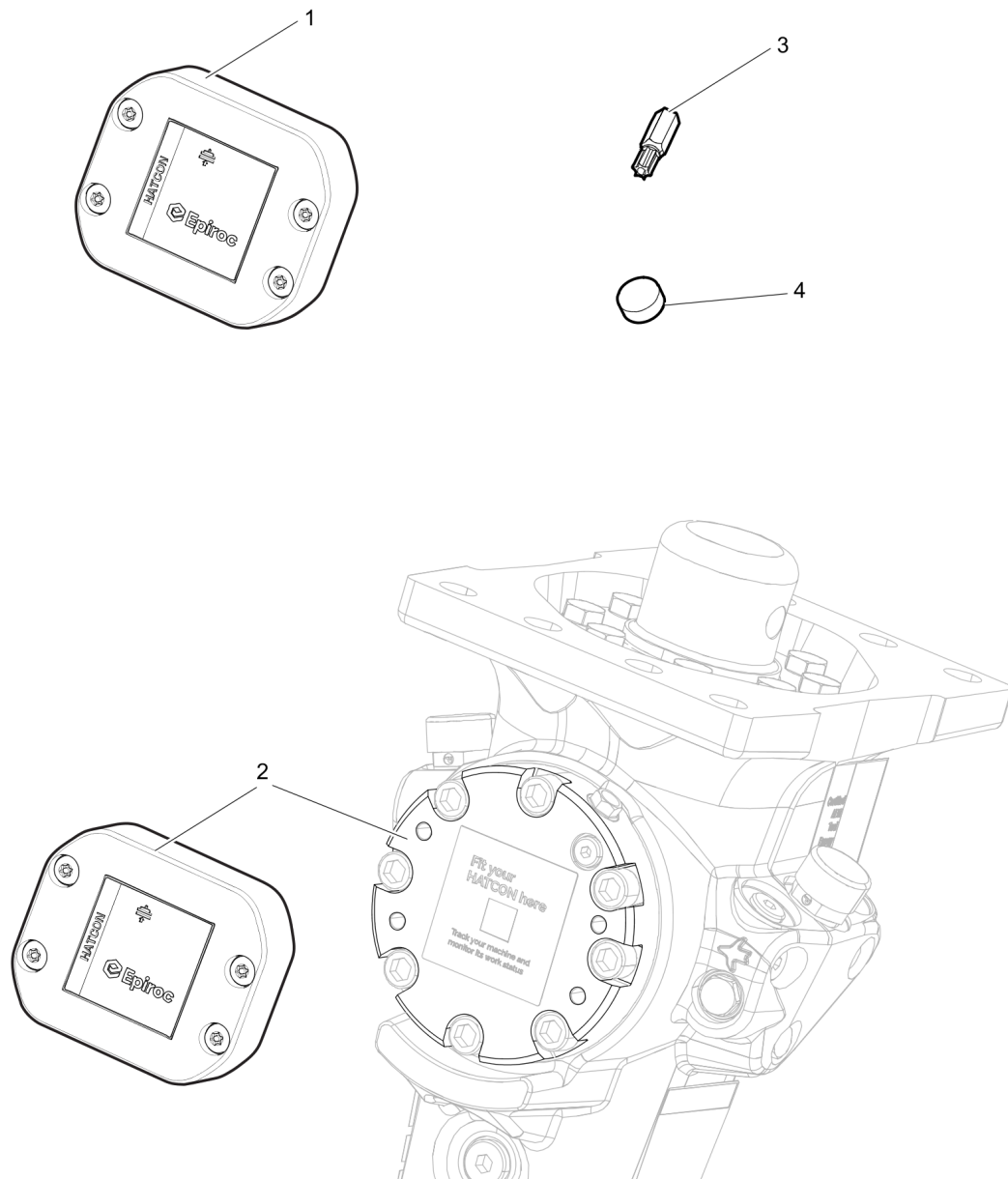


Refer to the DocMine web page for most up-to-date information. The printed information might be outdated.

Thu Apr 29 06:44:11 UTC 2021

This page intentionally left blank

## Options/accessories Retrofit



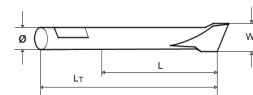
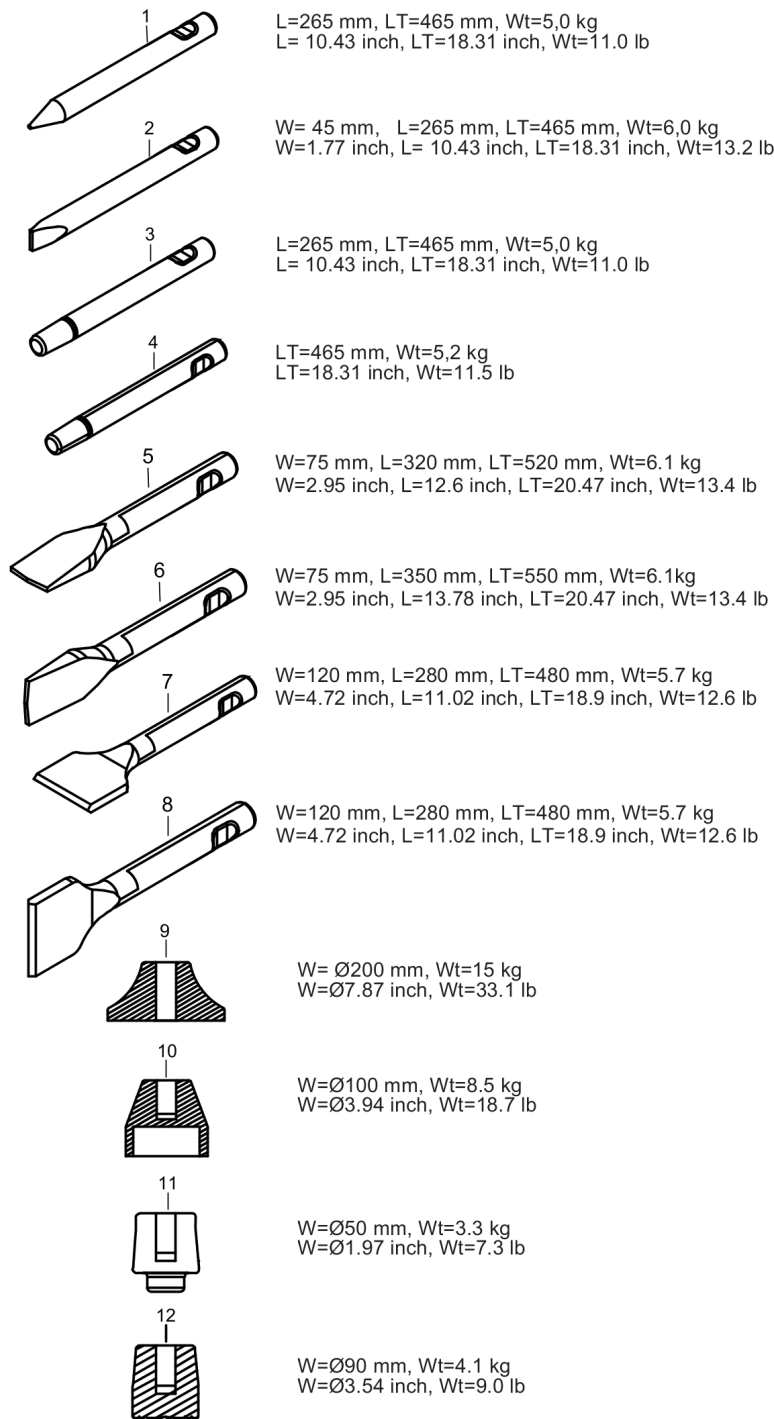
Item	Part No.	Name	Qty	L
1	3315442503	Retrofit kit	1	A
2	3315442514	Retrofit kit with accumulator house	1	B
3	3315439105	Security bit HATCON	1	
4	3315439106	Magnet HATCON	1	

Comments for Page: Retrofit

A | Valid from BES123531

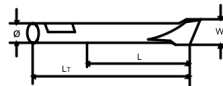
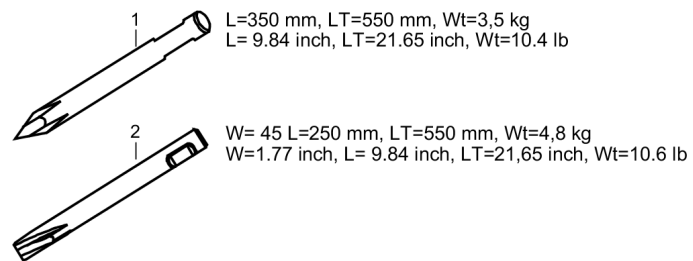
B | Valid before BES123530

## Options/accessories Working tools ClassiLine



Item	Part No.	Name	Qty	L
1	3083342410	Moil point	1	
2	3083342411	Chisel (Cross)	1	
3	3083342412	Blunt tool	1	
4	3315370001	Shaft	1	
5	3083340910	Wide chisel (cross)	1	
6	3083340911	Wide chisel (parallel)	1	
7	3083340912	Asphalt cutter (cross)	1	
8	3083340913	Asphalt cutter (parallel)	1	
9	3315370600	Tamping pad (square)	1	
10	3315371400	Post driver pad (round)	1	
11	3315372100	Pile driver pad (round)	1	
12	3315372800	Bushing pad (round)	1	

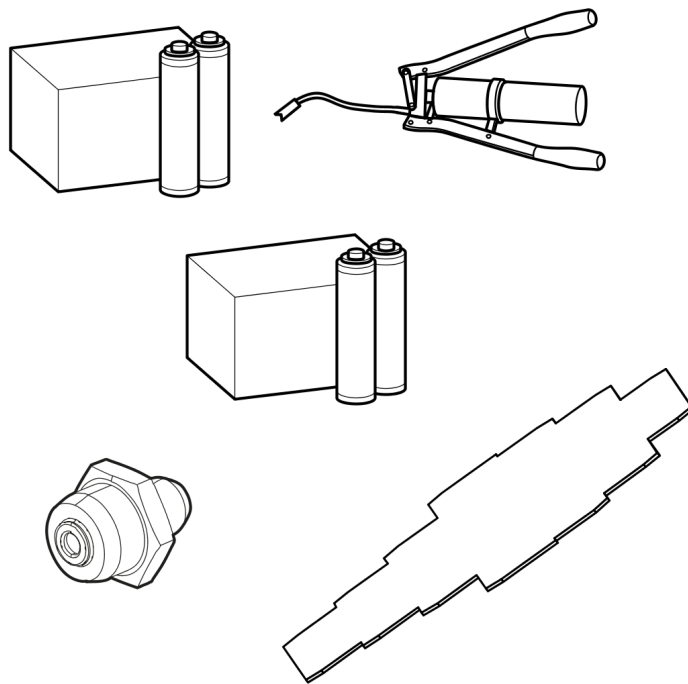
## Options/accessories Working tools ProLine



Item	Part No.	Name	Qty	L
1	3363120259	Moil point (X-profile)	1	
2	3363120260	Chisel (X-profile)	1	

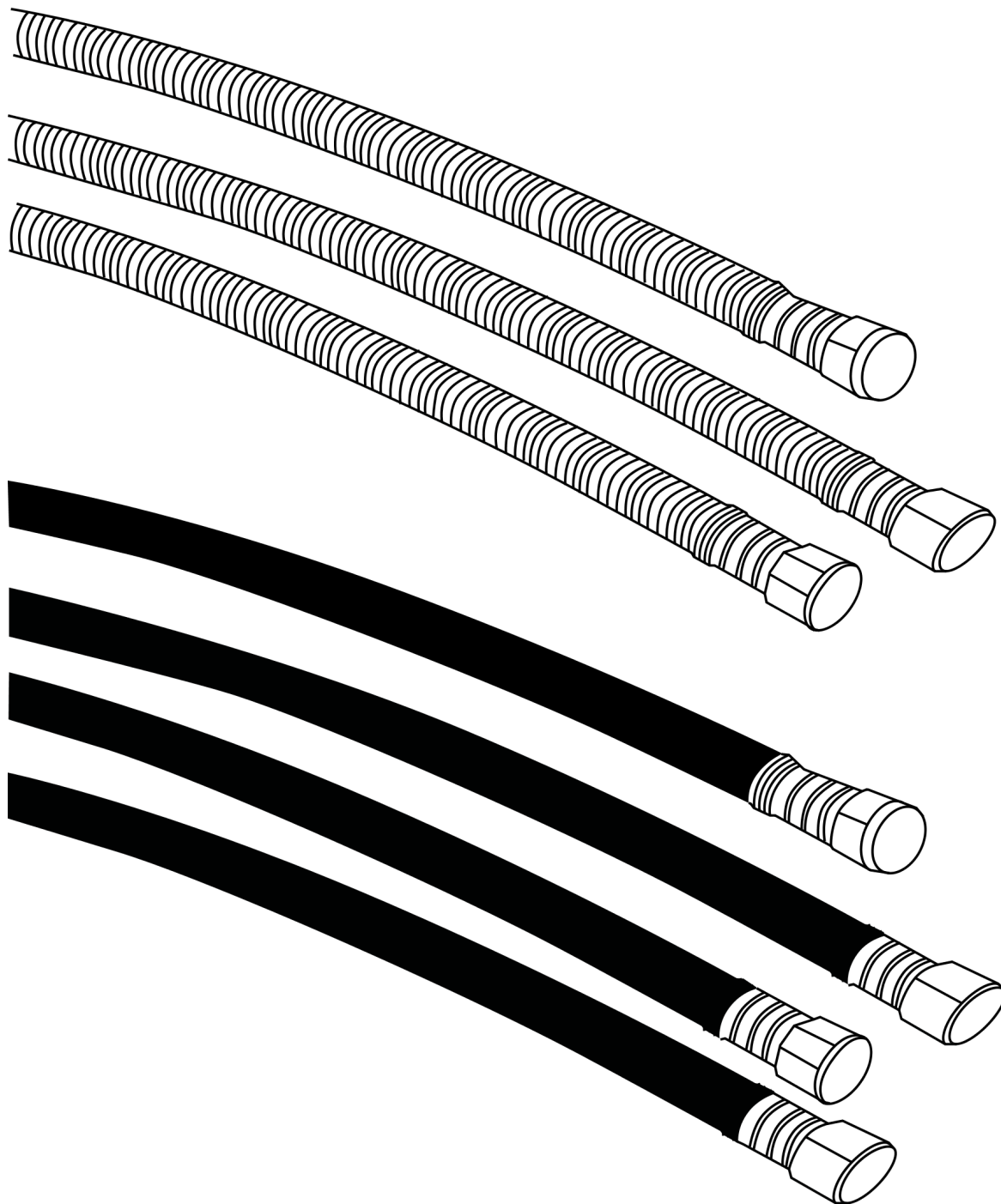


## Options/accessories Optional equipment



Item	Part No.	Name	Qty	L
-	3363067123	Automatic lubrication system	1	
-	0909107100	LUBRICAT.GUN	1	
-	3363122355	BIO Chisel paste cartridge for grease gun, 12 x 400 g (0.88 lbs)	1	
-	3363122357	BIO Chisel paste container (15 kg)	1	
-	3363122358	BIO Chisel paste container (45 kg)	1	
-	3360920415	Filling device for accumulator	1	
-	3363094459	Nipple, for charging the accumulator	1	
-	3361329803	Filling hose for charging the accumulator	1	
-	3315353100	Bushing wear controller	1	

## Options/accessories Hydraulic hoses



Item	Part No.	Name	Qty	L
Not Shown	-	Heavy duty connection hoses	-	
-	3360995717	Hose, both ends 18 L(M26 x 1.5) length 1500 mm	2	
-	3362235159	Hose, both ends 18 L(M26 x 1.5) length 2000 mm	2	
-	3363115426	Hose, both ends 18 L(M26x1.5) length 1750 mm	2	
-	3363083313	Hose, both ends 18 L(M26 x 1.5) length 2400 mm	2	
Not Shown	-	Standard connection hoses	-	
-	3363491002	Hose, both ends 18 L(M26x1.5) length 1500 mm	2	
-	3363115423	Hose, both ends 18 L(M26x1.5) length 1750 mm	2	
-	3363115424	Hose, both ends 18 L(M26x1.5) length 2000 mm	2	
-	3363115425	Hose, both ends 18 L(M26x1.5) length 2400 mm	2	
-	3363098018	Additional fitting kit	1	A

Comments for Page: Hydraulic hoses

(L)OCAL REMARKS

A | Needed to fit two hoses to the hydraulic breaker

Annex Environmental Product Compliance - REACH Declaration

NO EXPLODED VIEW  
AVAILABLE  
FOR THIS BOM

Item	Part No.	Name	Qty	L
24	-	Pressure relief valve, complete, Part No. 3315335000 - CAS No. 7439-92-1	-	



Any unauthorized use or copying of the contents or any part thereof is prohibited.  
This applies in particular to trademarks, model denominations, part numbers, and drawings.